

Section 9

Molds

for use with

Metric Conductors

Description	Page #
9.1 Cable to Cable Connections	217-221
9.2 Cable to Ground Rod Connections.....	222-224
9.3 Ground Rod to Ground Rod Connections.....	224
9.4 Single Shot Connections	225-226
9.5 Cable to Steel or Cast Iron Connections	227-239
9.6 CP Kit	240
9.7 Ci thermOcaps.....	241
9.8 CP Weld Metal	242
9.9 CP Magnetic Mold Support.....	243
9.10 Cable to Lug Connections.....	244
9.11 Cable to Copper Bus Bar Connections.....	245-246
9.12 Copper Bus Bar to Copper Bus Bar Connections.....	247-249
9.13 Copper Bus Bar to Steel Connections	250-251
9.14 Copper Bus Bar to Ground Rod Connections	252-254
9.15 Cable to Reinforcing Bar (Rebar) Connections	255-257
9.16 Copper Bus Bar to Reinforcing Bar (Rebar) Connections..	257

INTERNATIONAL METRIC INTERNATIONAL

Section 9 - Molds
Metric Conductors

INTERNATIONAL METRIC



Connecting Power to Your World™





































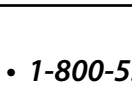

MOLDS - METRIC

















INTERNATIONAL METRIC INTERNATIONAL METRIC INTERNATIONAL METRIC INTERNATIONAL METRIC INTERNATIONAL METRIC INTERNATIONAL

Section 9 - Molds
Metric Conductors

INTERNATIONAL

Weld Type	Page #
	BB-1 247
	BB-2 249
	BB-3 248
	BB-7 247
	BB-14 248
	BB-40 249
	BB-41 249
	BR-1 252
	BR-2 253
	BR-3 254
	BR-7 254
	BRE-8 257
	BS-1 250
	BS-2 250
	BS-3 251
	CB-1 244
	CB-4 245


Weld Type	Page #
	CB-5 246
	CB-33 244
	CC-1 217
	CC-2 218
	CC-4 219
	CC-6 220
	CC-7 221
	CC-11 220
	CC-14 217
	CR-1 222
	CR-2 223
	CR-3 224
	CRE-1 255
	CRE-3 256
	CRE-6 257
	CS-1 227
	CS-2 228
	CS-3 229
	CS-7 230

Weld Type	Page #
	CS-8 227
	CS-9 228
	CS-23 229
	CS-27 230
	CS-32 231-232
	CS-33 233
	CS-34 234-235
	CS-35 236
	CS-36 237-238
	CS-37 239
	RR-1 224
	Single Shots 225-226
	CP Kit 240
	thermoCap 241
	Magnetic Mold Support 243
	CP Weld Metal 242

MOLDS FOR METRIC CONDUCTORS					
Cable Size (mm ²)	Mold #	Price Key	Weld Metal	Handle Clamps	Lead Time
10	M-10038	4	15	B-106	2
16	M-10040	4	25	B-106	2
25	M-3004	4	32	B-106	2
30	M-2842	4	32	B-106	2
35	M-3005	4	32	B-106	2
50	M-3006	4	45	B-106	2
8 mm Ø	M-2849	4	45	B-106	2
70	M-3008	4	65	B-106	2
10 mm Ø	M-2910	4	65	B-106	2
95	M-3010	4	90	B-106	2
120	M-3011	4	115	B-106	2
150	M-3012	4	115	B-106	2
185	M-3013	4	150	B-106	2
240	M-3014	4	200	B-106	2
300	M-3015	4	250	B-106	2

CC-1 TYPE MOLDS


*Horizontal End to End
For Metric Conductors*



MOLDS FOR METRIC CONDUCTORS						
Cable (mm ²)		Mold #	Price Key	Weld Metal	Handle Clamps	Lead Time
Run	Tap					
10	10	M-10698	4	45	B-106	4
16	16	M-10699	4	65	B-106	4
25	25	M-10700	4	45	B-106	4
30	30	M-10701	4	45	B-106	4
35	35	M-10702	4	65	B-106	2
	25	M-10703	4	65	B-106	4
8 mm Ø	8 mm Ø	M-10704	4	90	B-106	4
50	50	M-10237	4	90	B-106	4
	35	M-3128	4	90	B-106	4
	25	M-10705	4	90	B-106	4
10 mm Ø	10 mm Ø	M-10706	4	115	B-106	4
70	70	M-4689	4	90	B-106	2
	50	M-10707	4	90	B-106	4
	35	M-10708	4	90	B-106	2
	25	M-10709	4	90	B-106	2
95	95	M-3126	4	200	B-106	4
	70	M-10710	4	150	B-106	4
	50	M-3127	4	150	B-106	4
120	35	M-10711	4	115	B-106	4
	120	M-8677	4	200	B-106	2
	95	M-10239	4	200	B-106	4
	70	M-10712	4	200	B-106	4
	50	M-10238	4	150	B-106	4

CC-14 TYPE MOLDS

*Horizontal Parallel through Cables
For Metric Conductors*

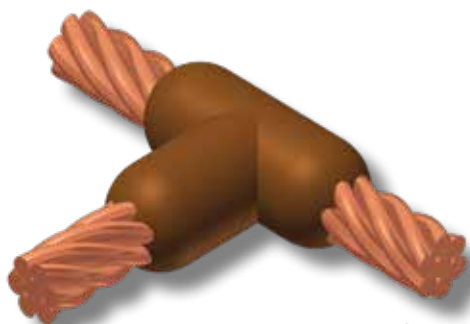


- For sizes not listed, contact thermOweld®.
- For heavy duty connections, contact thermOweld®.
- For molds with wear plates, see page 135.
- For expedited service, contact thermOweld®.
- To order weld metal for use with EZ Lite Remote® insert TW before and EZ after weld metal number.
- Required Tools;
 - Handle Clamps w/ Flint Ignitor (see chart for correct handles) 38-0309-00 ~ Flint Ignitor or 38-EZLT-RU EZ Lite Remote®
- Other recommended accessories;
 - 38-3922-00 ~ Mold Cleaning Brush
 - 38-0135-00 ~ Cable Cleaning Brush
 - 38-0330-00 ~ Cable Clamp

CC-2

TYPE MOLDS

*Horizontal Cable Tap to Horizontal Cable Run
For Metric Conductors*



TAP

RUN

MOLDS FOR METRIC CONDUCTORS

Cable (mm ²)		Mold #	Price Key	Weld Metal	Handle Clamps	Lead Time
Run	Tap					
10	10	M-10780	4	32	B-106	4
16	16	M-10781	4	32	B-106	2
25	25	M-3021	4	45	B-106	2
5.6 mm Ø	5.6 mm Ø	M-2914	4	45	B-106	4
30	30	M-2915	4	45	B-106	4
35	35	M-3022	4	45	B-106	2
	25	M-3023	4	45	B-106	2
8 mm Ø	8 mm Ø	M-2949	4	65	B-106	2
50	50	M-3024	4	90	B-106	2
	35	M-3025	4	65	B-106	2
	25	M-3026	4	65	B-106	2
10 mm Ø	10 mm Ø	M-2916	4	90	B-106	2
70	70	M-3031	4	90	B-106	2
	50	M-3033	4	90	B-106	2
	35	M-3034	4	65	B-106	2
	25	M-3035	4	65	B-106	2
95	16	M-4777	4	65	B-106	4
	95	M-3041	4	115	B-106	2
	70	M-3043	4	90	B-106	2
	50	M-3045	4	90	B-106	2
120	35	M-3046	4	90	B-106	2
	120	M-3047	4	150	B-106	2
	95	M-3048	4	150	B-106	2
	70	M-3051	4	90	B-106	2
	50	M-3052	4	90	B-106	2
	35	M-4403	4	90	B-106	4
150	25	M-4353	4	90	B-106	4
	16	M-3113	4	115	B-106	4
	150	M-3053	4	200	B-106	2
	120	M-3054	4	150	B-106	2
185	95	M-3055	4	150	B-106	2
	70	M-3057	4	90	B-106	2
	185	M-3059	4	200	B-106	2
	150	M-3060	4	200	B-106	2
	120	M-3061	4	200	B-106	2
240	95	M-3062	4	150	B-106	2
	70	M-4528	4	115	B-106	4
	240	M-3065	4	2-150	B-106	2
	185	M-3066	4	200	B-106	2
	150	M-3067	4	200	B-106	2
	120	M-3068	4	200	B-106	2
	95	M-4561	4	150	B-106	4
	70	M-4890	4	90	B-106	4
300	50	M-4661	4	90	B-106	4
	25	M-4639	4	90	B-106	4
	16	M-3352	4	90	B-106	4
	300	M-3071	5	2-200	B-107	2
	240	M-3072	5	2-200	B-107	2
300	185	M-3073	4	250	B-106	2
	150	M-3074	4	200	B-106	2
	120	M-3878	4	200	B-106	4

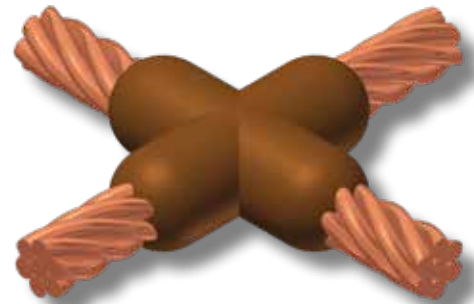
- For sizes not listed, contact thermOweld®.
- For heavy duty connections, contact thermOweld®.
- For molds with wear plates, see page 135.
- For expedited service, contact thermOweld®.
- To order weld metal for use with EZ Lite Remote® insert TW before andbEZ after weld metal number.
- Required Tools;
 - Handle Clamps w/ Flint Ignitor (see chart for correct handles)
 - 38-0309-00 ~ Flint Ignitor or 38-EZLT-RU EZ Lite Remote®
- Other recommended accessories;
 - 40-0319-01 ~ Mold Cleaner for cartridge sizes #15-#65
 - 40-0319-03 ~ Mold Cleaner for cartridge sizes #90-#500
 - 38-3922-00 ~ Mold Cleaning Brush
 - 38-0135-00 ~ Cable Cleaning Brush
 - 38-0330-00 ~ Cable Clamp

CC-4

TYPE MOLDS

*Horizontal to Horizontal Cable Cross
For Metric Conductors
Tap cable is cut*

MOLDS FOR METRIC CONDUCTORS						
Cable (mm ²)		Mold #	Price Key	Weld Metal	Handle Clamps	Lead Time
Run	Tap					
10	10	M-10856	4	32	B-106	4
16	16	M-10782	4	45	B-106	2
25	25	M-3147	4	45	B-106	2
30	30	M-2926	4	45	B-106	4
35	35	M-3148	4	65	B-106	2
	25	M-3149	4	65	B-106	2
8 mm Ø	8 mm Ø	M-2950	4	90	B-106	2
50	50	M-3150	4	90	B-106	2
	35	M-3151	4	90	B-106	2
	25	M-3152	4	90	B-106	2
10 mm Ø	10 mm Ø	M-2928	4	115	B-106	2
70	70	M-3157	4	115	B-106	2
	50	M-3159	4	115	B-106	2
	35	M-3160	4	115	B-106	2
	25	M-3161	4	115	B-106	2
95	95	M-3167	4	150	B-106	2
	70	M-3169	4	150	B-106	2
	50	M-3171	4	115	B-106	2
	35	M-3172	4	115	B-106	2
120	120	M-3173	4	200	B-106	2
	95	M-3174	4	200	B-106	2
	70	M-3176	4	150	B-106	2
	50	M-3178	4	150	B-106	2
150	150	M-3179	4	250	B-106	2
	120	M-3180	4	250	B-106	2
	95	M-3181	4	200	B-106	2
	70	M-3183	4	150	B-106	2
185	185	M-3185	4	250	B-106	2
	150	M-3186	4	250	B-106	2
	120	M-3187	4	250	B-106	2
	95	M-3188	4	200	B-106	2
240	240	M-3191	5	500	B-107	2
	185	M-3192	5	2-200	B-107	2
	150	M-3193	5	2-200	B-107	2
	120	M-3194	5	2-150	B-107	2
300	300	M-3197	5	3-200	B-107	2
	240	M-3198	5	3-200	B-107	2
	185	M-3199	5	500	B-107	2
	150	M-3200	5	500	B-107	4
	120	M-3201	5	2-200	B-107	2
	95	M-3202	5	2-200	B-107	2




- For sizes not listed, contact thermOweld®.
- For heavy duty connections, contact thermOweld®.
- For molds with wear plates, see page 135.
- For expedited service, contact thermOweld®.
- To order weld metal for use with EZ Lite Remote® insert TW before andbEZ after weld metal number.
- Required Tools;
 - Handle Clamps w/ Flint Ignitor (see chart for correct handles) 38-0309-00 ~ Flint Ignitor or 38-EZLT-RU EZ Lite Remote®
- Other recommended accessories;
 - 40-0319-01 ~ Mold Cleaner for cartridge sizes #15-#65
 - 40-0319-03 ~ Mold Cleaner for cartridge sizes #90-#500
 - 38-3922-00 ~ Mold Cleaning Brush
 - 38-0135-00 ~ Cable Cleaning Brush
 - 38-0330-00 ~ Cable Clamp

CC-6

TYPE MOLDS

*Horizontal Parallel Tap
For Metric Conductors*




MOLDS FOR METRIC CONDUCTORS						
Cable (mm ²)		Mold #	Price Key	Weld Metal	Handle Clamps	Lead Time
Run	Tap					
10	10	M-10783	4	25	B-106	4
16	16	M-9993	4	32	B-106	2
25	25	M-2971	4	45	B-106	4
30	30	M-3269	4	65	B-106	4
35	35	M-3432	4	65	B-106	4
	25	M-4254	4	65	B-106	4
50	50	M-4260	4	90	B-106	2
	35	M-4290	4	65	B-106	4
	25	M-4291	4	65	B-106	4
70	70	M-3234	4	115	B-106	2
	50	M-4292	4	115	B-106	2
	35	M-3237	4	90	B-106	4
	25	M-3238	4	90	B-106	2
95	95	M-4302	4	150	B-106	2
	70	M-4303	4	115	B-106	2
	50	M-4311	4	115	B-106	2
	35	M-4319	4	115	B-106	4
120	120	M-4325	4	200	B-106	2
	95	M-4337	4	200	B-106	2
	70	M-4338	4	150	B-106	2
	50	M-4347	4	115	B-106	2

CC-11

TYPE MOLDS

*Horizontal to Horizontal Cable Cross
For Metric Conductors*



MOLDS FOR METRIC CONDUCTORS						
Cable (mm ²)		Mold #	Price Key	Weld Metal	Handle Clamps	Lead Time
Run	Tap					
25	25	M-8762	4	65	B-106	4
35	35	M-4980	4	90	B-106	2
50	50	M-4981	22	150	B-106	2
70	70	M-4060	22	200	B-106	2
95	95	M-3732	22	250	B-106	4
120	120	M-4289	22	2-150	B-106	2
150	150	M-4749	23	2-200	B-107	2
185	185	M-4145	23	500	B-107	2
240	240	M-3044	23	3-200	B-107	2
300	300	M-3392	23	2-500	B-107	2

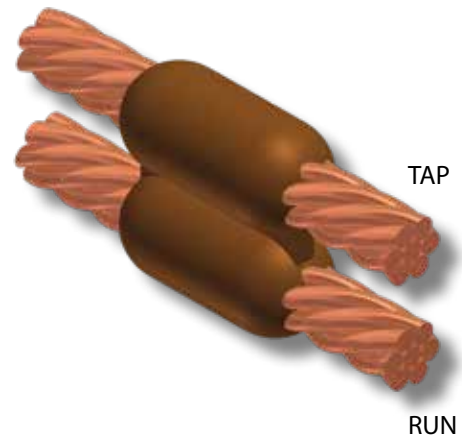
- For sizes not listed, contact thermOweld®.
- For heavy duty connections, contact thermOweld®.
- For molds with wear plates, see page 135.
- For expedited service, contact thermOweld®.
- To order weld metal for use with EZ Lite Remote® insert TW before and EZ after weld metal number.
- Required Tools;
 - Handle Clamps w/ Flint Ignitor (see chart for correct handles) 38-0309-00 ~ Flint Ignitor or 38-EZLT-RU EZ Lite Remote®
- Other recommended accessories;
 - 40-0319-01 ~ Mold Cleaner for cartridge sizes #15-#65 (CC-11 Molds Only)
 - 40-0319-03 ~ Mold Cleaner for cartridge sizes #90-#500 (CC-11 Molds Only)
 - 38-3922-00 ~ Mold Cleaning Brush
 - 38-0135-00 ~ Cable Cleaning Brush
 - 38-0330-00 ~ Cable Clamp

CC-7

TYPE MOLDS

*Horizontal Parallel through Cables
For Metric Conductors*

MOLDS FOR METRIC CONDUCTORS						
Cable (mm ²)		Mold #	Price Key	Weld Metal	Handle Clamps	Lead Time
Run	Tap					
10	10	M-10784	4	25	B-106	4
16	16	M-10785	4	32	B-106	4
25	25	M-3254	4	45	B-106	2
30	30	M-4348	4	45	B-106	4
35	35	M-3255	4	65	B-106	2
	25	M-3256	4	65	B-106	4
8 mm Ø	8 mm Ø	M-4643	4	90	B-106	2
50	50	M-3257	4	90	B-106	2
	35	M-3258	4	90	B-106	4
	25	M-3259	4	65	B-106	4
10 mm Ø	10 mm Ø	M-4350	4	115	B-106	4
70	70	M-3264	4	115	B-106	2
	50	M-3266	4	115	B-106	2
	35	M-3267	4	90	B-106	2
	25	M-3268	4	90	B-106	2
95	95	M-3274	4	150	B-106	2
	70	M-3276	4	115	B-106	4
	50	M-3278	4	115	B-106	2
	35	M-3279	4	115	B-106	4
120	120	M-3280	4	200	B-106	2
	95	M-3281	4	200	B-106	2
	70	M-3283	4	150	B-106	2
	50	M-3285	4	150	B-106	4
150	150	M-3286	5	2-150	B-107	2
	120	M-3287	4	250	B-106	2
	95	M-3288	4	200	B-106	2
	70	M-3290	4	150	B-106	4
185	185	M-3292	5	2-150	B-107	2
	150	M-3293	5	2-150	B-107	2
	120	M-3294	4	250	B-106	2
	95	M-3295	4	200	B-106	4
240	240	M-3298	5	2-200	B-107	2
	185	M-3299	5	2-150	B-107	4
	150	M-3300	5	2-150	B-107	4
	120	M-3301	4	250	B-106	2
300	300	M-3304	5	500	B-107	2
	240	M-3305	5	500	B-107	2
	185	M-3306	5	2-200	B-107	4
	150	M-3307	5	2-150	B-107	2

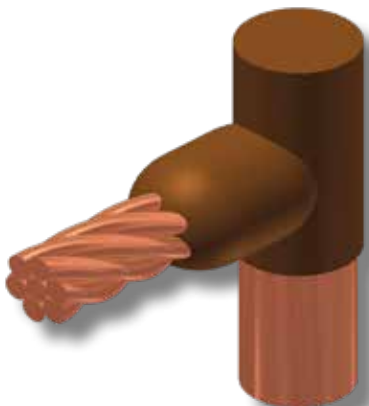


- For sizes not listed, contact thermOweld®.
- For heavy duty connections, contact thermOweld®.
- For molds with wear plates, see page 135.
- For expedited service, contact thermOweld®
- To order weld metal for use with EZ Lite Remote® insert TW before and EZ after weld metal number.
- Required Tools;
 - Handle Clamps w/ Flint Ignitor (see chart for correct handles)
 - 38-0309-00 ~ Flint Ignitor or 38-EZLT-RU EZ Lite Remote®
- Other recommended accessories;
 - 38-3922-00 ~ Mold Cleaning Brush
 - 38-0135-00 ~ Cable Cleaning Brush
 - 38-0330-00 ~ Cable Clamp

CR-1

TYPE MOLDS

*Horizontal Cable Terminal to Ground Rod
For Metric Conductors*



MOLDS FOR METRIC CONDUCTORS

Ground Rod Size (mm)	Cable Size (mm ²)	Mold #	Price Key	Weld Metal	Handle Clamps	Lead Time
12.8	10	M-10786	4	45	B-106	4
	16	M-10787	4	65	B-106	4
	25	M-3321	4	65	B-106	4
	5.6 mm Ø	M-4351	4	65	B-106	4
	30	M-4352	4	65	B-106	4
	35	M-3322	4	65	B-106	2
	50	M-3323	4	65	B-106	2
	8 mm Ø	M-4644	4	65	B-106	4
	70	M-3325	4	90	B-106	4
	95	M-3327	4	90	B-106	4
	120	M-3328	4	90	B-106	4
14.3	5.6 mm Ø	M-4381	4	65	B-106	4
	25	M-3336	4	65	B-106	2
	30	M-4392	4	65	B-106	2
	35	M-3337	4	65	B-106	2
	50	M-3338	4	90	B-106	2
	8 mm Ø	M-4412	4	90	B-106	2
	70	M-3340	4	90	B-106	2
	95	M-3342	4	90	B-106	2
	120	M-3343	4	90	B-106	2
	150	M-3344	4	115	B-106	2
	185	M-3345	4	115	B-106	2
	240	M-3346	4	150	B-106	2
17.2	25	M-3354	4	90	B-106	2
	30	M-4413	4	90	B-106	2
	35	M-3355	4	90	B-106	2
	50	M-3356	4	90	B-106	2
	8 mm Ø	M-4414	4	90	B-106	4
	70	M-3358	4	90	B-106	2
	95	M-3360	4	90	B-106	2
	120	M-3361	4	90	B-106	2
	150	M-3362	4	115	B-106	2
	185	M-3363	4	115	B-106	2
	240	M-3364	4	150	B-106	2
	300	M-3365	4	200	B-106	2


- For sizes not listed, contact thermOweld®.
- For heavy duty connections, contact thermOweld®.
- For molds with wear plates, see page 135.
- For expedited service, contact thermOweld®.
- To order weld metal for use with EZ Lite Remote® insert TW before and EZ after weldmetal number.
- Required Tools;
 - Handle Clamps w/ Flint Ignitor (see chart for correct handles)
 - 38-0309-00 ~ Flint Ignitor or 38-EZLT-RU EZ Lite Remote®
- Other recommended accessories;
 - 38-3922-00 ~ Mold Cleaning Brush
 - 38-0135-00 ~ Cable Cleaning Brush
 - 38-0304-00 ~ File
 - 38-0330-00 ~ Cable Clamp

CR-2

TYPE MOLDS

Horizontal Cable to Ground Rod
For Metric Conductors

MOLDS FOR METRIC CONDUCTORS						
Ground Rod Size (mm)	Cable Size (mm ²)	Mold #	Price Key	Weld Metal	Handle Clamps	Lead Time
12.8	10	M-10788	4	65	B-106	4
	16	M-10789	4	90	B-106	4
	25	M-3372	4	90	B-106	2
	5.6 mm Ø	M-4486	4	90	B-106	4
	30	M-4503	4	90	B-106	4
	35	M-3373	4	90	B-106	2
	50	M-3374	4	90	B-106	2
	8 mm Ø	M-4881	4	90	B-106	2
	70	M-3376	4	90	B-106	2
	95	M-3378	4	115	B-106	4
	120	M-3379	4	150	B-106	2
14.3	5.6 mm Ø	M-4505	4	90	B-106	4
	25	M-3387	4	90	B-106	2
	30	M-4513	4	90	B-106	4
	35	M-3388	4	90	B-106	2
	50	M-3389	4	90	B-106	2
	8 mm Ø	M-4515	4	90	B-106	2
	70	M-3391	4	115	B-106	2
	95	M-3393	4	115	B-106	2
	120	M-3394	4	150	B-106	2
	150	M-3395	4	200	B-106	2
	185	M-3396	4	200	B-106	2
	240	M-3397	4	250	B-106	2
17.2	25	M-3405	4	90	B-106	2
	30	M-4518	4	90	B-106	4
	35	M-3406	4	90	B-106	2
	50	M-3407	4	115	B-106	2
	8 mm Ø	M-4645	4	115	B-106	4
	70	M-3409	4	115	B-106	2
	95	M-3411	4	115	B-106	2
	120	M-3412	4	150	B-106	2
	150	M-3413	4	200	B-106	2
	185	M-3414	4	200	B-106	2
	240	M-3415	4	250	B-106	2
		300	M-3416	5	2-150	B-107




- For sizes not listed, contact thermOweld®.
- For heavy duty connections, contact thermOweld®.
- For molds with wear plates, see page 135.
- For expedited service, contact thermOweld®.
- To order weld metal for use with EZ Lite Remote® insert TW before and EZ after weld metal number.
- Required Tools;
 - Handle Clamps w/ Flint Ignitor (see chart for correct handles)
 - 38-0309-00 ~ Flint Ignitor or 38-EZLT-RU EZ Lite Remote®
- Other recommended accessories;
 - 38-3922-00 ~ Mold Cleaning Brush
 - 38-0135-00 ~ Cable Cleaning Brush
 - 38-0304-00 ~ File
 - 38-0330-00 ~ Cable Clamp

CR-3

TYPE MOLDS

Horizontal Thru Cable to Ground Rod For Metric Conductors



MOLDS FOR METRIC CONDUCTORS						
Ground Rod Size (mm)	Cable Size (mm ²)	Mold #	Price Key	Weld Metal	Handle Clamps	Lead Time
12.8	10	M-10790	24	65	B-106	4
	16	M-10791	24	90	B-106	4
	25	M-2804	24	90	B-106	2
	5.6 mm Ø	M-2805	24	90	B-106	4
	30	M-2808	24	90	B-106	4
	35	M-2813	24	90	B-106	2
	50	M-2815	24	115	B-106	2
	8 mm Ø	M-2816	24	115	B-106	4
	70	M-2818	24	115	B-106	2
	95	M-2819	24	115	B-106	2
14.3	120	M-2821	24	150	B-106	4
	5.6 mm Ø	M-2823	24	90	B-106	4
	30	M-2824	24	90	B-106	4
	35	M-2826	24	115	B-106	2
	50	M-2827	24	115	B-106	2
	8 mm Ø	M-2828	24	115	B-106	4
	70	M-2829	24	115	B-106	2
	95	M-2831	24	115	B-106	2
	120	M-2837	24	150	B-106	2
	150	M-2838	24	150	B-106	2
17.2	185	M-2839	24	250	B-106	4
	240	M-2840	13	2-200	B-107	2
	30	M-2841	24	90	B-106	4
	35	M-2844	24	90	B-106	2
	50	M-2845	24	115	B-106	2
	8 mm Ø	M-2846	24	115	B-106	4
	70	M-2847	24	150	B-106	2
	95	M-2848	24	150	B-106	2
	120	M-4882	24	200	B-106	2
	150	M-2850	24	250	B-106	2
	185	M-2851	13	2-200	B-107	2
	240	M-2852	13	500	B-107	2
	300	M-2853	13	3-200	B-107	2

RR-1

TYPE MOLDS

Ground Rod to Ground Rod



MOLDS FOR METRIC CONDUCTORS					
Ground Rod Size (mm)	Mold #	Price Key	Weld Metal	Handle Clamps	Lead Time
12.8	M-3624-H	17	250	B-106	4
14.3	M-3625-H	17	2-150	B-106	4
17.2	M-4522-H	17	2-200	B-106	4

- For sizes not listed, contact thermOweld®.
- For heavy duty connections, contact thermOweld®.
- For molds with wear plates, see page 135.
- For expedited service, contact thermOweld®.
- To order weld metal for use with EZ Lite Remote® insert TW before and EZ after weld metal number.
- Required Tools;
 - Handle Clamps w/ Flint Ignitor (see chart for correct handles) 38-0309-00 ~ Flint Ignitor or 38-EZLT-RU EZ Lite Remote®
- Other recommended accessories;
 - 38-3922-00 ~ Mold Cleaning Brush
 - 38-0135-00 ~ Cable Cleaning Brush (pg 40)
 - 38-0304-00 ~ File

SINGLE SHOT MOLDS

SINGLE SHOT MOLDS

thermOweld® Single Shot Molds are an economical way to make cable connections to the top of a ground rod. The Single Shot is a disposable single use ceramic mold that includes the weld metal and disc. Flint ignitor or EZ Lite Adapter (See page 218) must be purchased separately.


Ground Rod Size (mm)	Cable Size (mm ²)	Type	Mold #	Lead Time
12.8	2.5-6	CR-1	M-8968	4
	10-16	CR-1	M-8969	4
	25-35	CR-1	M-8970	4
	2.5-6	CR-2	M-8971	4
	10-16	CR-2	M-8972	4
	25-35	CR-2	M-8973	4

Ground Rod Size (mm)	Cable Size (mm ²)	Type	Mold #	Lead Time
14.3	2.5-6	CR-1	M-8974	4
	10-16	CR-1	M-8975	4
	25-35	CR-1	M-8976	4
	50	CR-1	M-8977	4
	2.5-6	CR-2	M-8979	4
	10-16	CR-2	M-8980	4
	25-35	CR-2	M-8981	4
	50	CR-2	M-8982	4
	10-16	CR-25	M-8984	4
	25-35	CR-25	M-8985	4
	50	CR-25	M-8986	4



Ground Rod Size (mm)	Cable Size (mm ²)	Type	Mold #	Lead Time
17.2	2.5-6	CR-1	M-8987	4
	10-16	CR-1	M-8988	4
	25-35	CR-1	M-8989	4
	50	CR-1	M-8990	4
	70	CR-1	M-8991	4
	2.5-6	CR-2	M-8992	4
	10-16	CR-2	M-8993	4
	25-35	CR-2	M-8994	4
	50	CR-2	M-8995	4
	2.5-6	CR-25	M-8996	4
	10-16	CR-25	M-8997	4
	25-35	CR-25	M-8998	4
	50	CR-25	M-8999	4



CR-1



CR-2



CR-25



SINGLE SHOT MOLD

EZ Lite Remote Adapter


Follow steps 1 thru 10 in the Welding Instructions "Weld Procedures" that comes with the Single Shot Mold for proper installation of mold onto ground rod and how to place weld metal into mold.

Replace step 11 in the Welding Instructions "Weld Procedures" with the following;

11. Discard ceramic lid included with mold. Slide EZ Lite Remote® Single Shot Adapter over mold as shown.

Continue the instructions steps 12 through 14 in the Welding Instructions "Weld Procedures" that comes with the Single Shot Mold to complete weld.

Part Number: 38-EZLT-SS



INTERNATIONAL METRIC INTERNATIONAL METRIC INTERNATIONAL METRIC INTERNATIONAL

Section 9 - Molds
Metric Conductors

INTERNATIONAL


CS-1

TYPE MOLDS

Horizontal Cable to Horizontal Steel Surface For Metric Conductors

Note that the cable is OFF the surface

MOLDS FOR METRIC CONDUCTORS					
Cable Size (mm ²)	Mold #	Price Key	Weld Metal	Handle Clamps	Lead Time
8 mm Ø	M-4527	4	90	B-106	2
50	M-3419	4	90	B-106	2
10 mm Ø	M-4529	4	90	B-106	4
70	M-3421	4	90	B-106	2
95	M-3423	4	115	B-106	2
120	M-3424	4	115	B-106	2
150	M-3425	4	150	B-106	2
185	M-3426	4	200	B-106	4
240	M-3427	4	200	B-106	2
300	M-3428	4	250	B-106	4



CS-8

TYPE MOLDS

Horizontal Cable to Horizontal Steel Surface For Metric Conductors

Note that the cable is ON the surface

MOLDS FOR METRIC CONDUCTORS					
Cable Size (mm ²)	Mold #	Price Key	Weld Metal	Handle Clamps	Lead Time
10	M-10792	3†	45	Included	4
16	M-10264	3†	45	Included	4
25	M-3479	3†	45	Included	2
30	M-4530	3†	45	Included	4
35	M-3480	3†	45	Included	2
8 mm Ø	M-4534	3†	45	Included	4
50	M-3481	3†	45	Included	2
10 mm Ø	M-4536	3†	65	Included	4
70	M-3483	3†	65	Included	2
95	M-3485	4	90	Included	2
120	M-3486	4	115	B-106	2
150	M-3487	4	150	B-106	4
185	M-3488	4	200	B-106	2
240	M-3489	4	200	B-106	2
300	M-3490	4	250	B-106	4



- For sizes not listed, contact thermOweld®.
- For heavy duty connections, contact thermOweld®.
- For expedited service, contact thermOweld®.
- To order weld metal for use with EZ Lite Remote® insert TW before and EZ after weld metal number.
- Required Tools;
 - Handle Clamps w/ Flint Ignitor (see chart for correct handles)
 - † ~ Sold complete with frame
 - 38-0309-00 ~ Flint Ignitor or 38-EZLT-RU EZ Lite Remote®
- Other recommended accessories;
 - 40-0319-01 ~ Mold Cleaner for cartridge sizes #15-#65 (Price Key 3 Molds Only)
 - 38-3922-00 ~ Mold Cleaning Brush
 - 38-0135-00 ~ Cable Cleaning Brush
 - 38-0101-00 ~ Rasp
 - 38-4129-00 ~ Packing Material for 50 mm² & Larger Molds (CS-8 Molds Only)


CS-2

TYPE MOLDS

Horizontal Thru Cable to Horizontal Steel Surface

For Metric Conductors

Note that the cable is OFF the surface



MOLDS FOR METRIC CONDUCTORS

Cable Size (mm ²)	Mold #	Price Key	Weld Metal	Handle Clamps	Lead Time
8 mm Ø	M-4537	4	90	B-106	2
50	M-4538	4	90	B-106	2
10 mm Ø	M-4551	4	115	B-106	4
70	M-4552	4	115	B-106	2
95	M-4560	4	115	B-106	2
120	M-4585	4	150	B-106	2
150	M-4592	4	200	B-106	4
185	M-4602	4	250	B-106	4
240	M-4617	5	2-150	B-107	4
300	M-4622	5	2-200	B-107	4


CS-9

TYPE MOLDS

Horizontal Thru Cable to Horizontal Steel Surface

For Metric Conductors

Note that the cable is ON the surface



MOLDS FOR METRIC CONDUCTORS

Cable Size (mm ²)	Mold #	Price Key	Weld Metal	Handle Clamps	Lead Time
10	M-10793	3†	45	Included	4
16	M-10794	3†	45	Included	4
25	M-3496	3†	45	Included	2
30	M-4638	3†	45	Included	4
35	M-3497	3†	45	Included	4
8 mm Ø	M-4641	4	90	B-106	4
50	M-3498	4	90	B-106	2
10 mm Ø	M-4653	4	115	B-106	4
70	M-3500	4	115	B-106	2
95	M-3502	4	115	B-106	2
120	M-3503	4	150	B-106	4
150	M-3504	4	200	B-106	4
185	M-3505	4	250	B-106	4
240	M-3506	5	2-150	B-107	4
300	USE TYPE CS-2				

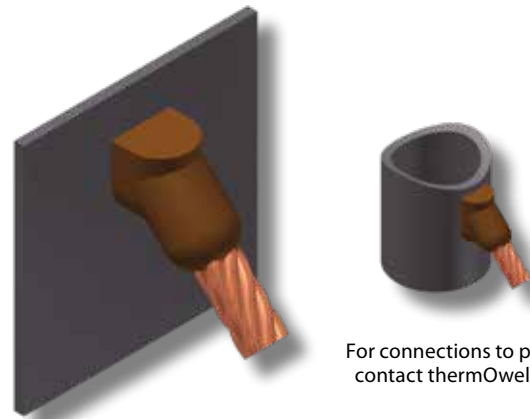
- For sizes not listed, contact thermOweld®.
- For heavy duty connections, contact thermOweld®.
- For molds with wear plates, see page 135.
- For expedited service, contact thermOweld®.
- To order weld metal for use with EZ Lite Remote® insert TW before and EZ after weld metal number.
- Required Tools;
 - Handle Clamps w/ Flint Ignitor (see chart for correct handles)
 - † ~ Sold complete with frame
 - 38-0309-00 ~ Flint Ignitor or 38-EZLT-RU EZ Lite Remote®
- Other recommended accessories;
 - 40-0319-01 ~ Mold Cleaner for cartridge sizes #15-#65 (Price Key 3 Molds Only)
 - 38-3922-00 ~ Mold Cleaning Brush
 - 38-0135-00 ~ Cable Cleaning Brush
 - 38-0101-00 ~ Rasp
 - 38-4129-00 ~ Packing Material for 50 mm² & Larger Molds (CS-9 Molds Only)

CS-3

TYPE MOLDS

**Angular Cable Drop to Vertical Steel Surface
For Metric Conductors**

MOLDS FOR METRIC CONDUCTORS					
Cable Size (mm ²)	Mold #	Price Key	Weld Metal	Handle Clamps	Lead Time
10	M-10795	4	45	B-106	4
16	M-10796	4	45	B-106	4
25	M-3445	4	45	B-106	2
30	M-4670	4	45	B-106	4
35	M-3446	4	45	B-106	2
8 mm Ø	M-4672	4	90	B-106	2
50	M-3447	4	90	B-106	2
10 mm Ø	M-4691	4	115	B-106	2
70	M-3449	4	90	B-106	2
95	M-3451	4	115	B-106	2
120	M-3452	4	115	B-106	2
150	M-3453	4	115	B-106	4
185	M-3454	4	200	B-106	2
240	M-3455	4	200	B-106	2
300	M-3456	4	250	B-106	4



For connections to pipe, contact thermOweld®.


CS-23

TYPE MOLDS

**Vertical Cable Drop to Vertical Steel Surface
For Copper-Clad Steel Conductors**

Note that the cable is OFF the surface

MOLDS FOR METRIC CONDUCTORS					
Cable Size (mm ²)	Mold #	Price Key	Weld Metal	Handle Clamps	Lead Time
10	M-3070	4	45	B-106	4
16	M-10797	4	65	B-106	4
25	M-4679	4	65	B-106	2
30	M-10798	4	65	B-106	2
35	M-4114	4	65	B-106	2
8 mm Ø	M-10799	4	65	B-106	4
50	M-3140	4	115	B-106	2
70	M-4678	4	115	B-106	2
95	M-4601	4	150	B-106	2
120	M-3747	4	200	B-106	2
150	M-3080	4	200	B-106	4
185	M-9823	4	250	B-106	2
240	M-10800	17	2-150	B-106	4
300	M-10801	17	2-150	B-106	4



- For sizes not listed, contact thermOweld®.
- For heavy duty connections, contact thermOweld®.
- For molds with wear plates, see page 135.
- For expedited service, contact thermOweld®.
- To order weld metal for use with EZ Lite Remote® insert TW before and EZ after weld metal number.
- Required Tools;
 - Handle Clamps w/ Flint Ignitor (see chart for correct handles)
 - 38-0309-00 ~ Flint Ignitor or 38-EZLT-RU EZ Lite Remote®
- Other recommended accessories;
 - 40-4431-00 ~ Magnetic Handle Clamp w/ B-106 Handles
 - 38-3922-00 ~ Mold Cleaning Brush
 - 38-0135-00 ~ Cable Cleaning Brush
 - 38-0101-00 ~ Rasp

CS-7

TYPE MOLDS

*Overhead Vertical Tap Cable to Vertical Steel Surface
For Metric Conductors*



MOLDS FOR METRIC CONDUCTORS


Cable Size (mm ²)	Mold #	Price Key	Weld Metal	Handle Clamps	Lead Time
10	M-10802	4	65	B-106	4
16	M-10803	4	65	B-106	4
25	M-3462	4	65	B-106	4
30	M-4701	4	65	B-106	4
35	M-3463	4	65	B-106	4
8 mm Ø	M-4752	4	90	B-106	4
50	M-3464	4	90	B-106	2
10 mm Ø	M-4769	17	150	B-106	4
70	M-3466	17	150	B-106	2
95	M-3468	17	200	B-106	2
120	M-3469	17	200	B-106	2
150	M-3470	17	250	B-106	2
185	M-3471	6	2-150	B-107	2
240	M-3472	6	2-150	B-107	2
300	M-3473	6	2-200	B-107	4

CS-27

TYPE MOLDS

*Horizontal Thru Cable to Vertical Steel Surface
For Metric Conductors*

Note that the cable is ON the surface



MOLDS FOR METRIC CONDUCTORS

Cable Size (mm ²)	Mold #	Price Key	Weld Metal	Handle Clamps	Lead Time
10	M-10804	4	45	B-106	4
16	M-3522	4	45	B-106	4
25	M-3523	4	45	B-106	2
30	M-4779	4	45	B-106	4
35	M-3524	4	45	B-106	2
8 mm Ø	M-4780	4	65	B-106	4
50	M-3525	4	65	B-106	2
10 mm Ø	M-4833	4	115	B-106	4
70	M-3527	4	115	B-106	2
95	M-3529	4	150	B-106	4
120	M-3530	4	150	B-106	4
150	M-4757	17	200	B-106	4
185	M-4834	5	250	B-107	4
240	M-4835	5	2-150	B-107	4
300	M-2803	5	2-200	B-107	4

- For sizes not listed, contact thermOweld®.
- For heavy duty connections, contact thermOweld®.
- For expedited service, contact thermOweld®.
- To order weld metal for use with EZ Lite Remote® insert TW before and EZ after weld metal number.
- Required Tools;
 - Handle Clamps w/ Flint Ignitor (see chart for correct handles)
 - 38-0309-00 ~ Flint Ignitor or 38-EZLT-RU EZ Lite Remote®
- Other recommended accessories;
 - 40-0319-01 ~ Mold Cleaner for cartridge sizes #15-#65 (Price Key 3 Molds Only)
 - 38-3922-00 ~ Mold Cleaning Brush
 - 38-0135-00 ~ Cable Cleaning Brush
 - 38-0101-00 ~ Rasp
 - 38-4129-00 ~ Packing Material for 50 mm² & Larger Molds (CS-27 Molds Only)

CS-32

TYPE MOLDS

*Cathodic Protection
Horizontal Cable to Horizontal Steel Pipe
For Metric Conductors*

MOLDS FOR METRIC CONDUCTORS						
Cable Size (mm ²)	Pipe Dia. in mm	Mold #	Price Key	Weld Metal	Handle Clamps	Lead Time
2.5, 4 & 6	up to 125	M-4146‡	3†	15CP	Included Optional: Magnetic Mold Support, Catalog Number 40-7202-00, See Page 136	2
2.5, 4 & 6	over 125	M-4147‡	3†	15CP		2
10	up to 125	M-4148	3†	15CP		2
	over 125	M-4149	3†	15CP		2
16	up to 125	M-4146	3†	15CP		2
	over 125	M-4147	3†	15CP		2
25	up to 70	M-4152	3†	25CP		2
	70 to 165	M-4153	3†	25CP		2
	over 165	M-4154	3†	25CP		2
30	up to 70	M-2833	3†	32CP		4
	70 to 165	M-2834	3†	32CP		4
	165 to 250	M-2835	3†	32CP		4
	over 250	M-2836	3†	32CP		4
35	up to 70	M-4155	3†	32CP		2
	70 to 165	M-4156	3†	32CP		2
	165 to 250	M-4157	3†	32CP		2
	over 250	M-4158	3†	32CP		2
50	up to 70	M-4159	3†	45CP		4
	70 to 165	M-4160	3†	45CP		2
	165 to 250	M-4161	3†	45CP		2
	over 250	M-4162	3†	45CP	2	
70	up to 70	M-4163	3†	65CP	2	
	70 to 165	M-4164	3†	65CP	2	
	165 to 250	M-4165	3†	65CP	2	
	over 250	M-4166	3†	65CP	2	

‡ 38-4590 Sleeve/Weld Req'd

- For sizes not listed, contact thermOweld®.
- For expedited service, contact thermOweld®.
- To order weld metal for use with EZ Lite Remote® insert TW before and EZ after weld metal number.
- Required Tools;
 - Handle Clamps w/ Flint Ignitor (see chart for correct handles)
 - † ~ Sold complete with frame
 - 38-0309-00 ~ Flint Ignitor or 38-EZLT-RU EZ Lite Remote®
- Other recommended accessories;
 - 40-0319-01 ~ Mold Cleaner for cartridge sizes #15-#65 (Price Key 3 Molds Only)
 - 38-3922-00 ~ Mold Cleaning Brush
 - 38-0135-00 ~ Cable Cleaning Brush
 - 38-0101-00 ~ Rasp
 - 38-4129-00 ~ Packing Material for 50 mm² & Larger Molds



APPLICATION NOTES:

When specifying and applying thermOweld® products for cathodic protection of buried piping systems, it is the specifier and buyer's responsibility to respect the following ASME guidelines in conjunction with ASTM, NACE and applicable country, state, municipality and local guidelines:

ASME B31.8-2000, "Gas Transmission and Distribution Piping Systems"
862.115 Para (b)1 (steel pipe) 15 grams maximum weld metal cartridge

ASME B31.8-2000, "Gas Transmission and Distribution Piping Systems"
862.223 Para (a) (ductile / cast iron pipe) 32 grams maximum weld metal cartridge

CS-32

TYPE MOLDS

Cathodic Protection

Horizontal Cable to Horizontal Steel Surface

For AWG Conductors



NOTE

Welding To Ductile Iron Pipe: When welding to ductile iron pipe, use weld metal and molds designated for cast iron.

MOLDS FOR AWG CONDUCTORS

Cable Size	Surface	Mold #	Price Key	Weld Metal	Handle Clamps	Lead Time
#6 Sol†	Flat (4" & Larger pipe)	M-100	3†	15CP	Included Optional: Magnetic Mold Support, Catalog Number 40-7202-00. See Page 136	SDS
	3/4" to 3 1/2" pipe	M-101	3†	15CP		SDS
#6	Flat (4" & Larger pipe)	M-102	3†	15CP		SDS
	3/4" to 3 1/2" pipe	M-103	3†	15CP		2
#4 Sol	Flat (6" & Larger pipe)	M-104	3†	15CP		SDS
	3/4" to 3 1/2" pipe	M-105	3†	15CP		2
	4" to 5" pipe	M-130	3†	15CP		2
#4	Flat (6" & Larger pipe)	M-106	3†	15CP		SDS
	3/4" to 3 1/2" pipe	M-107	3†	15CP		2
	4" to 5" pipe	M-108	3†	15CP		2
#2 Sol	Flat (10" & Larger pipe)	M-109	3†	25CP		2
	1" to 3 1/2" pipe	M-110	3†	25CP		2
	4" to 8" pipe	M-111	3†	25CP		2
#2	Flat (10" & Larger pipe)	M-112	3†	32CP		2
	1" to 3 1/2" pipe	M-113	3†	32CP		2
	4" to 8" pipe	M-114	3†	32CP		2
	10" to 14" pipe	M-115	3†	32CP		2
#1	Flat (16" & Larger pipe)	M-116	3†	45CP		2
	1 1/2" to 3 1/2" pipe	M-117	3†	45CP		2
	4" to 8" pipe	M-118	3†	45CP		2
	10" to 14" pipe	M-119	3†	45CP	2	
1/0	Flat (20" & Larger pipe)	M-120	3†	65CP	2	
	2 1/2" to 3 1/2" pipe	M-121	3†	65CP	2	
	4" to 8" pipe	M-122	3†	65CP	2	
	10" to 18" pipe	M-123	3†	65CP	2	
2/0	Flat (20" & Larger pipe)	M-124	3†	65CP	2	
	2 1/2" to 3 1/2" pipe	M-125	3†	65CP	2	
	4" to 8" pipe	M-126	3†	65CP	2	
	10" to 18" pipe	M-127	3†	65CP	2	

‡ For Wire Size #14 to #10 Solid, 38-0200-00 Sleeve/Weld Req'd

- For sizes not listed, contact thermOweld®.
- Molds listed are for concentric stranded cable. Add suffix "-S" to mold number for solid conductors.
- For expedited service, contact thermOweld®.
- To order weld metal for use with EZ Lite Remote® insert TW before and EZ after weld metal number.
- Required Tools;
Handle Clamps w/ Flint Ignitor (see chart for correct handles)
† ~ Sold complete with frame If frame not required, specify MOLD NUMBER followed by suffix "-G"
38-0309-00 ~ Flint Ignitor or 38-EZLT-RU EZ Lite Remote®
- Other recommended accessories;
40-0319-01 ~ Mold Cleaner for cartridge sizes #15-#65
38-3922-00 ~ Mold Cleaning Brush
38-0135-00 ~ Cable Cleaning Brush
38-0101-00 ~ Rasp
38-4129-00 ~ Packing Material for 1/0 & Larger Molds

INTERNATIONAL METRIC INTERNATIONAL METRIC INTERNATIONAL METRIC INTERNATIONAL METRIC INTERNATIONAL

Section 9 - Molds
Metric Conductors

INTERNATIONAL

CS-33

TYPE MOLDS

Cathodic Protection

*Horizontal Cable to Horizontal Cast Iron
Pipe For Metric Conductors*

MOLDS FOR METRIC CONDUCTORS						
Cable Size (mm ²)	Pipe Dia. in mm	Mold #	Price Key	Weld Metal	Handle Clamps	Lead Time
2.5, 4 & 6	Flat	M-4188‡	3†	25CI	Included Optional: Magnetic Mold Support, Catalog Number 40-7202-00, See Page 136	2
10	Surface	M-10024	3†	25CI		2
16	or	M-10805	3†	45CI		4
25	750 Dia	M-4191	3†	45CI		2
35	and	M-4192	3†	45CI		2
50	above	M-4193	3†	45CI		4
70	pipe	M-2868	3†	65CI		4
‡ 38-4590 Sleeve/Weld Req'd						

DO NOT use Type CS-33 molds on Soil Pipe (ASTM A74-82). A test weld should be made on a section of the pipe being used to determine the possibility of detrimental metallurgical effects.



CS-33

TYPE MOLDS


Cathodic Protection

*Horizontal Cable to Horizontal Cast Iron Surface
For AWG Conductors*

MOLDS FOR AWG CONDUCTORS						
Cable Size	Surface	Mold #	Price Key	Weld Metal	Handle Clamps	Lead Time
#6 Sol‡	Flat (30" & larger pipe)	M-156	3†	25CI	Included Optional: Magnetic Mold Support, Catalog Number 40-7202-00, See Page 136	SDS
#6	Flat (30" & larger pipe)	M-157	3†	25CI		2
#4 Sol	Flat (30" & larger pipe)	M-158	3†	45CI		2
#4	Flat (30" & larger pipe)	M-159	3†	45CI		2
#2 Sol	Flat (30" & larger pipe)	M-160	3†	45CI		2
#2	Flat (30" & larger pipe)	M-161	3†	45CI		2
#1	Flat (30" & larger pipe)	M-163	3†	65CI		2
‡ For Wire Size #14 to #10 Solid, 38-0200-00 Sleeve/Weld Req'd						

Welding To Horizontal Pipe: To weld to 4" to 24" horizontal pipe, add pipe size to mold number. Example: To weld #1 str cable to 6" horizontal pipe, the mold number would be M-163-6. To weld to pipe 30" and larger, use flat surface mold.

- For sizes not listed, contact thermOweld®.
- For expedited service, contact thermOweld®.
- To order weld metal for use with EZ Lite Remote® insert TW before and EZ after weld metal number.
- Required Tools;
 - Handle Clamps w/ Flint Ignitor (see chart for correct handles)
 - † ~ Sold complete with frame
 - 38-0309-00 ~ Flint Ignitor or 38-EZLT-RU EZ Lite Remote®
- Other recommended accessories;
 - 40-0319-01 ~ Mold Cleaner for cartridge sizes #15-#65 (Price Key 3 Molds Only)
 - 38-3922-00 ~ Mold Cleaning Brush
 - 38-0135-00 ~ Cable Cleaning Brush
 - 38-0101-00 ~ Rasp
 - 38-4129-00 ~ Packing Material for 50 mm² & Larger Molds



CS-34

TYPE MOLDS

Cathodic Protection

*Horizontal Thru Cable to Horizontal Steel Pipe
For Metric Conductors*

INTERNATIONAL METRIC INTERNATIONAL METRIC INTERNATIONAL METRIC INTERNATIONAL METRIC INTERNATIONAL



MOLDS FOR METRIC CONDUCTORS

Cable Size (mm ²)	Pipe Dia. in mm	Mold #	Price Key	Weld Metal	Handle Clamps	Lead Time
2.5, 4 & 6	up to 105	M-4167‡	3†	25CP	Included Optional: Magnetic Mold Support, Catalog Number 40-7202-00, See Page 136	2
2.5, 4 & 6	over 105	M-4168‡	3†	25CP		2
10	up to 105	M-10806	3†	25CP		4
	over 105	M-10807	3†	25CP		4
16	up to 105	M-10808	3†	25CP		4
	over 105	M-10809	3†	25CP		2
25	up to 70	M-4173	3†	32CP		4
	70 to 165	M-4174	3†	32CP		4
	over 165	M-4175	3†	32CP		2
35	up to 70	M-4176	3†	45CP		2
	70 to 165	M-4177	3†	45CP		2
	165 to 250	M-4178	3†	45CP		2
	over 250	M-4179	3†	45CP		2
50	up to 70	M-4180	3†	65CP		4
	70 to 165	M-4181	3†	65CP		4
	165 to 250	M-4182	3†	65CP		4
	over 250	M-4183	3†	65CP		2
‡ (2) 38-4590 Sleeve/Weld Req'd						

Section 9 - Molds
Metric Conductors

INTERNATIONAL

- **For sizes not listed, contact thermOweld®.**
- Molds listed are for concentric stranded cable. Add suffix "-S" to mold number for solid conductors.
- For expedited service, contact thermOweld®.
- To order weld metal for use with EZ Lite Remote® insert TW before and EZ after weld metal number.
- Required Tools;
 - Handle Clamps w/ Flint Ignitor (see chart for correct handles)
 - † ~ Sold complete with frame If frame not required, specify MOLD NUMBER followed by suffix "-G"
 - 38-0309-00 ~ Flint Ignitor or 38-EZLT-RU EZ Lite Remote®
- Other recommended accessories;
 - 40-0319-01 ~ Mold Cleaner for cartridge sizes #15-#65
 - 38-3922-00 ~ Mold Cleaning Brush
 - 38-0135-00 ~ Cable Cleaning Brush
 - 38-0101-00 ~ Rasp
 - 38-4129-00 ~ Packing Material for 1/0 & Larger Molds

CS-34

TYPE MOLDS

Cathodic Protection

Horizontal Thru Cable to Horizontal Steel Surface

For AWG Conductors

MOLDS FOR AWG CONDUCTORS						
Cable Size	Surface	Mold #	Price Key	Weld Metal	Handle Clamps	Lead Time
#6 Sol†	Flat (12" & Larger pipe)	M-1955	3†	25CP	Included Optional: Magnetic Mold Support, Catalog Number 40-7202-00, See Page 136	2
	3/4" to 2" pipe	M-5666	3†	25CP		2
	2 1/2" to 5" pipe	M-3097	3†	25CP		2
	6" to 10" pipe	M-3141	3†	25CP		2
#6	Flat (12" & Larger pipe)	M-5661	3†	25CP		2
	3/4" to 2" pipe	M-5662	3†	25CP		4
	2 1/2" to 5" pipe	M-5663	3†	25CP		2
	6" to 10" pipe	M-5664	3†	25CP		2
#4 Sol	Flat (12" & Larger pipe)	M-1956	3†	25CP		4
	3/4" to 2" pipe	M-1957	3†	25CP		2
	2 1/2" to 5" pipe	M-1958	3†	25CP		2
	6" to 10" pipe	M-1966	3†	25CP		4
#4	Flat (12" & Larger pipe)	M-6000	3†	25CP		2
	3/4" to 2" pipe	M-1967	3†	25CP		2
	2 1/2" to 5" pipe	M-5501	3†	25CP		2
	6" to 10" pipe	M-5503	3†	25CP		2
#2 Sol	Flat (14" & Larger pipe)	M-5505	3†	32CP		4
	2" to 3 1/2" pipe	M-5507	3†	32CP		4
	4" to 8" pipe	M-5510	3†	32CP		2
	10" to 16" pipe	M-5514	3†	32CP		2
#2	Flat (14" & Larger pipe)	M-5518	3†	45CP		2
	2" to 3 1/2" pipe	M-5986	3	45CP		2
	4" to 8" pipe	M-5605	3†	45CP		2
	10" to 16" pipe	M-5988	3†	45CP		4
#1	Flat (18" & Larger pipe)	M-5519	3†	45CP		4
	2" to 3 1/2" pipe	M-5520	3†	45CP		4
	4" to 8" pipe	M-5521	3†	45CP		4
	10" to 16" pipe	M-5523	3†	45CP		4
1/0	Flat (30" & Larger pipe)	M-5524	3†	65CP	4	
	3" to 4" pipe	M-5525	3†	65CP	4	
	5" to 6" pipe	M-5526	3†	65CP	4	
	8" to 10" pipe	M-5527	3†	65CP	2	
2/0	Flat (30" & Larger pipe)	M-5529	3†	65CP	4	
	3" to 4" pipe	M-6251	3†	65CP	4	
	5" to 6" pipe	M-5530	3†	65CP	4	
	8" to 10" pipe	M-5531	3†	65CP	4	
	5" to 6" pipe	M-5532	3†	65CP	2	
	8" to 10" pipe	M-5533	3†	65CP	4	
	12" to 28" pipe					
	12" to 28" pipe					

† For Wire Size #14 to #10 Solid, (2) 38-0200-00 Sleeves/Weld Req'd



NOTE

Welding To Ductile Iron Pipe: When welding to ductile iron pipe, use weld metal and molds designated for cast iron.

- For sizes not listed, contact thermOweld®.
- Molds listed are for concentric stranded cable. Add suffix "-S" to mold number for solid conductors.
- For expedited service, contact thermOweld®.
- To order weld metal for use with EZ Lite Remote® insert TW before and EZ after weld metal number.
- Required Tools;
 - Handle Clamps w/ Flint Ignitor (see chart for correct handles)
 - † ~ Sold complete with frame. If frame not required, specify MOLD NUMBER followed by suffix "-G"
 - 38-0309-00 ~ Flint Ignitor or 38-EZLT-RU EZ Lite Remote®
- Other recommended accessories;
 - 40-0319-01 ~ Mold Cleaner for cartridge sizes #15-#65
 - 38-3922-00 ~ Mold Cleaning Brush
 - 38-0135-00 ~ Cable Cleaning Brush
 - 38-0101-00 ~ Rasp
 - 38-4129-00 ~ Packing Material for 1/0 & Larger Molds

CS-35

TYPE MOLDS

Cathodic Protection

Horizontal Thru Cable to Horizontal Cast Iron Pipe

For Metric Conductors



MOLDS FOR METRIC CONDUCTORS						
Cable Size (mm ²)	Pipe Dia. in mm	Mold #	Price Key	Weld Metal	Handle Clamps	Lead Time
2.5, 4 & 6	Flat	M-2876‡	3†	32CI	Included	4
10	Surface	M-10810	3†	32CI	Optional:	4
16	or	M-10811	3†	45CI	Magnetic	4
25	750 Dia	M-2884	3†	45CI	Mold Support,	4
35	&	M-2887	3†	45CI	Catalog Number	2
50	larger	M-2889	3†	65CI	40-7202-00, See	4
70	pipe	M-2890	3†	65CI	Page 136	4

‡ (2) 38-4590 Sleeve/Weld Req'd

DO NOT use Type CS-35 molds on Soil Pipe (ASTM A74-82). A test weld should be made on a section of the pipe being used to determine the possibility of detrimental metallurgical effects.

CS-35

TYPE MOLDS

Cathodic Protection

Horizontal Thru Cable to Horizontal Cast Iron Pipe

For AWG Conductors



MOLDS FOR AWG CONDUCTORS						
Cable Size	Surface	Mold #	Price Key	Weld Metal	Handle Clamps	Lead Time
#6 Sol‡	Flat surface or 30" Dia. & larger pipe	M-5316	3	32CI	Included Optional: Magnetic Mold Support, Catalog Number 40-7202-00, See Page 136	4
#6		M-5535	3	32CI		4
#4 Sol		M-5536	3	45CI		4
#4		M-5537	3	45CI		2
#2 Sol		M-5538	3	45CI		4
#2		M-5540	3	45CI		2
#1		M-5542	3	65CI		4

‡ For Wire Size #14 to #10 Solid, (2) 38-0200-00 Sleeves/Weld Req'd

Welding To Horizontal Pipe: To weld to 4" to 24" horizontal pipe, add pipe size to mold number. Example: To weld #1 str cable to 6" horizontal pipe, the mold number would be M-163-6. To weld to pipe 30" and larger, use flat surface mold.

- **For sizes not listed, contact thermOweld®.**
- For expedited service, contact thermOweld®.
- To order weld metal for use with EZ Lite Remote® insert TW before and EZ after weld metal number.
- Required Tools;
 - Handle Clamps w/ Flint Ignitor (see chart for correct handles)
 - † ~ Sold complete with frame If frame not required, specify MOLD NUMBER followed by suffix "-G"
 - 38-0309-00 ~ Flint Ignitor or 38-EZLT-RU EZ Lite Remote®
- Other recommended accessories;
 - 40-0319-01 ~ Mold Cleaner for cartridge sizes #15-#65 (Price Key 3 Molds Only)
 - 38-3922-00 ~ Mold Cleaning Brush
 - 38-0135-00 ~ Cable Cleaning Brush
 - 38-0101-00 ~ Rasp
 - 38-4129-00 ~ Packing Material for 50 mm² & Larger Molds


CS-36

TYPE MOLDS

Cathodic Protection

Angular Cable Drop to Vertical Steel Surface

For Metric Conductors



For connections to pipe, contact thermOweld®.

MOLDS FOR METRIC CONDUCTORS					
Cable Size (mm ²)	Mold #	Price Key	Weld Metal	Handle Clamps	Lead Time
10	M-10721	18†	15CP	40-4565-00	2
16	M-10722	18†	25CP	40-4565-00	2
25	M-4274	18†	32CP	40-4565-00	2
30	M-10723	18†	32CP	40-4565-00	4
35	M-9878	18†	32CP	40-4565-00	2
50	M-10724	18†	65CP	40-4565-00	4
70	M-10725	18†	65CP	40-4565-00	4

- For sizes not listed, contact thermOweld®.
- For expedited service, contact thermOweld®.
- To order weld metal for use with EZ Lite Remote® insert TW before and EZ after weld metal number.
- Required Tools;
 - Handle Clamps w/ Flint Ignitor (see chart for correct handles)
 - † ~ Sold complete with frame If frame not required, specify MOLD NUMBER followed by suffix "-G"
 - 38-0309-00 ~ Flint Ignitor or 38-EZLT-RU EZ Lite Remote®
- Other recommended accessories;
 - 40-0319-01 ~ Mold Cleaner for cartridge sizes #15-#65 (Price Key 3 Molds Only)
 - 38-3922-00 ~ Mold Cleaning Brush
 - 38-0135-00 ~ Cable Cleaning Brush
 - 38-0101-00 ~ Rasp
 - 38-4129-00 ~ Packing Material for 50 mm² & Larger Molds

Welding To Horizontal Pipe: To weld to 4" to 24" horizontal pipe, add pipe size to mold number. Example: To weld #1 str cable to 6" horizontal pipe, the mold number would be M-163-6. To weld to pipe 30" and larger, use flat surface mold.

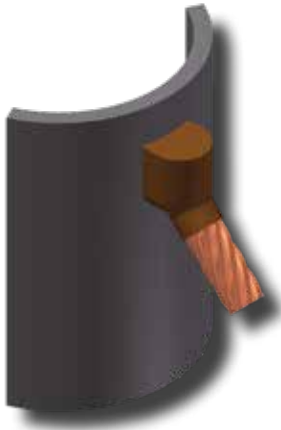
CS-36

TYPE MOLDS

Cathodic Protection

Cable to Vertical Steel Surface

For AWG Conductors



NOTE

Welding To Ductile Iron Pipe: When welding to ductile iron pipe, use weld metal and molds designated for cast iron.

MOLDS FOR AWG CONDUCTORS						
Cable Size	Surface	Mold #	Price Key	Weld Metal	Handle Clamps	Lead Time
#6 Sol‡	Flat (12" & Larger pipe)	M-142	18 †	15CP	40-4565-00	2
	3/4" to 3 1/2" pipe	M-150	18 †	15CP	40-4565-00	2
	4" to 10" pipe	M-151	18 †	15CP	40-4565-00	2
#6	Flat (12" & Larger pipe)	M-144	18 †	15CP	40-4565-00	2
	3/4" to 3 1/2" pipe	M-152	18 †	15CP	40-4565-00	2
	4" to 10" pipe	M-153	18 †	15CP	40-4565-00	2
#4 Sol	Flat (12" & Larger pipe)	M-145	18 †	25CP	40-4565-00	2
	3/4" to 1 1/2" pipe	M-186	18 †	25CP	40-4565-00	2
	2" to 4" pipe	M-187	18 †	25CP	40-4565-00	2
	5" to 10" pipe	M-188	18 †	25CP	40-4565-00	2
#4	Flat (12" & Larger pipe)	M-146	18 †	25CP	40-4565-00	2
	3/4" to 1 1/2" pipe	M-189	18 †	25CP	40-4565-00	2
	2" to 4" pipe	M-190	18 †	25CP	40-4565-00	2
	5" to 10" pipe	M-191	18 †	25CP	40-4565-00	2
#2 Sol	Flat (14" & Larger pipe)	M-147	18 †	25CP	40-4565-00	2
	1" to 1 1/2" pipe	M-192	18 †	25CP	40-4565-00	2
	2" to 4" pipe	M-193	18 †	25CP	40-4565-00	2
	5" to 12" pipe	M-194	18 †	25CP	40-4565-00	2
#2	Flat (14" & Larger pipe)	M-148	18 †	32CP	40-4565-00	2
	1" to 1 1/2" pipe	M-195	18 †	32CP	40-4565-00	2
	2" to 3" pipe	M-196	18 †	32CP	40-4565-00	2
	4" to 6" pipe	M-197	18 †	32CP	40-4565-00	2
	8" to 12" pipe	M-198	18 †	32CP	40-4565-00	2
#1	Flat (18" & Larger pipe)	M-6117	19 †	45CP	40-4565-00	4
	1 1/2" to 2 1/2" pipe	M-6118	19 †	45CP	40-4565-00	2
	3" to 4" pipe	M-6119	19 †	45CP	40-4565-00	2
	5" to 10" pipe	M-6120	19 †	45CP	40-4565-00	2
	12" to 16" pipe	M-6121	19 †	45CP	40-4565-00	2

‡ For Wire Size #14 to #10 Solid, 38-0200-00 Sleeve/Weld Req'd

Welding To Horizontal Pipe: To weld to 4" to 24" horizontal pipe, add pipe size to mold number. Example: To weld #1 str cable to 6" horizontal pipe, the mold number would be M-163-6. To weld to pipe 30" and larger, use flat surface mold.

- For sizes not listed, contact thermOweld®.
- For expedited service, contact thermOweld®.
- To order weld metal for use with EZ Lite Remote® insert TW before and EZ after weld metal number.
- Required Tools;
 - Handle Clamps w/ Flint Ignitor (see chart for correct handles)
 - † ~ Sold complete with frame. If frame not required, specify MOLD NUMBER followed by suffix "-G"
 - 38-0309-00 ~ Flint Ignitor or 38-EZLT-RU EZ Lite Remote®
- Other recommended accessories;
 - 40-0319-01 ~ Mold Cleaner for cartridge sizes #15-#65 (Price Key 3 Molds Only)
 - 38-3922-00 ~ Mold Cleaning Brush
 - 38-0135-00 ~ Cable Cleaning Brush
 - 38-0101-00 ~ Rasp
 - 38-4129-00 ~ Packing Material for 50 mm² & Larger Molds

INTERNATIONAL METRIC INTERNATIONAL METRIC INTERNATIONAL METRIC INTERNATIONAL METRIC INTERNATIONAL

Section 9 - Molds
Metric Conductors

INTERNATIONAL

CS-37

TYPE MOLDS

Cathodic Protection

Angular Cable Drop to Vertical Cast Iron Surface

For Metric Conductors

MOLDS FOR METRIC CONDUCTORS					
Cable Size (mm ²)	Mold #	Price Key	Weld Metal	Handle Clamps	Lead Time
10	M-10726	18	45CI	40-4565-00	4
16	M-10727	18	45CI	40-4565-00	4
25	M-10728	18	45CI	40-4565-00	4
30	M-10729	18	45CI	40-4565-00	4
35	M-10730	18	45CI	40-4565-00	4
8 mm Ø	M-10731	18	65CI	40-4565-00	4
50	M-10732	18	65CI	40-4565-00	2
10 mm Ø	M-10733	18	65CI	40-4565-00	4
70	M-10734	18	2-45CI	40-4565-00	4



For connections to pipe, contact thermOweld®.



DO NOT use Type CS-37 molds on Soil Pipe (ASTM A74-82). A test weld should be made on a section of the pipe being used to determine the possibility of detrimental metallurgical effects.

CS-37

TYPE MOLDS

Cathodic Protection

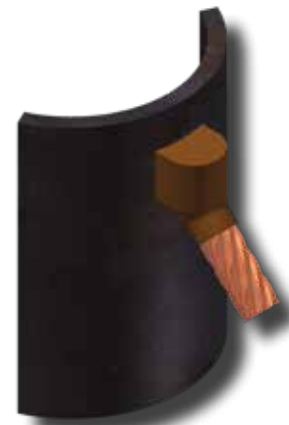
Cable to Vertical Cast Iron

For AWG Conductors

MOLDS FOR AWG CONDUCTORS						
Cable Size	Surface	Mold #	Price Key	Weld Metal	Handle Clamps	Lead Time
#6 Sol‡	Flat (30" & larger pipe)	M-2594-S	18 †	25CI	40-4565-00	2
#6	Flat (30" & larger pipe)	M-2594	18 †	25CI	40-4565-00	2
#4 Sol	Flat (30" & larger pipe)	M-2595-S	18 †	32CI	40-4565-00	4
#4	Flat (30" & larger pipe)	M-2595	18 †	32CI	40-4565-00	2
#2 Sol	Flat (30" & larger pipe)	M-2596-S	19 †	45CI	40-4565-00	4
#2	Flat (30" & larger pipe)	M-2596	19 †	45CI	40-4565-00	2
#1	Flat (30" & larger pipe)	M-2597	19 †	65CI	40-4565-00	4

‡ For Wire Size #14 to #10 Solid, 38-0200-00 Sleeve/Weld Req'd

- For sizes not listed, contact thermOweld®.
- Molds listed are for concentric stranded cable. Add suffix "-S" to mold number for solid conductors.
- For expedited service, contact thermOweld®.
- To order weld metal for use with EZ Lite Remote® insert TW before and EZ after weld metal number.
- Required Tools;
 - Handle Clamps w/ Flint Ignitor (see chart for correct handles)
 - † ~ Sold complete with handles. If not required, specify MOLD NUMBER followed by suffix "-G".
 - 38-0309-00 ~ Flint Ignitor or 38-EZLT-RU EZ Lite Remote®
- Other recommended accessories;
 - 40-0319-01 ~ Mold Cleaner for cartridge sizes #15-#65
 - 38-3922-00 ~ Mold Cleaning Brush
 - 38-0135-00 ~ Cable Cleaning Brush
 - 38-0101-00 ~ Rasp



Welding To Vertical Pipe (CS-37 only): To weld to 4" to 24" vertical pipe, add pipe size to mold number. Example: To weld #1 str cable to 6" vertical pipe, the mold number would be M-2597-V6. To weld to pipe 30" and larger, use flat surface mold.

CP KIT



Each CP Kit Contains			
Flat to 125mm & Larger Pipe	Flat to 4" & Larger Pipe	3/4" to 3 1/2" & Larger Pipe	Flat 4" & Larger Pipe
(1) M-4147 Mold	(1) M-100 Mold	(1) M-101 Mold	(1) M-102
(80) 15PS Cartridges*	(80) 15CPS Cartridges*	(80) 15CPS Cartridges*	(80) 15CPS Cartridges*
Flint Ignitor	Flint Ignitor	Flint Ignitor	Flint Ignitor
Mold Cleaner	Mold Cleaner	Mold Cleaner	Mold Cleaner
Part #	Part #	Part #	Part #
38-4518-00	38-4350-00	38-4351-00	38-7280-00

* Sleeves are included in weld metal.

Specialty kits are available for other infrastructure applications and unique contractor needs. The NACE-trained staff at thermOweld® is ready to help you with your cathodic protection project.

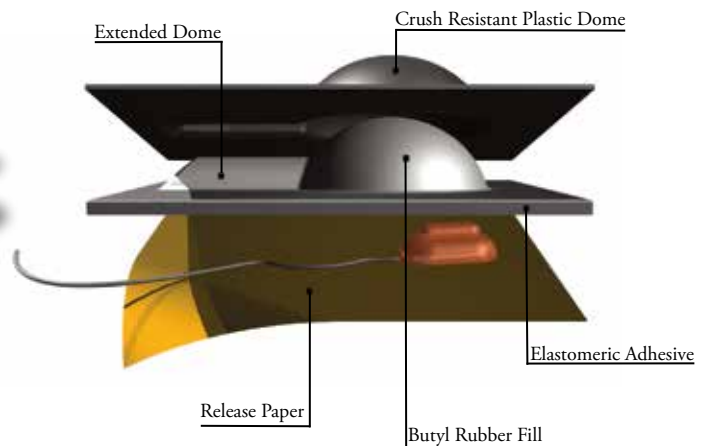
Ci thermOcap®

thermOweld's Ci thermOcap® and Ci thermOcap PC® are designed to cover your cathodic protection wire connections on metal pipe and tanks.

- Thick outer shell designed to resist puncture.
- Folds in plastic allow the cap to conform easier to the pipe.
- Butyl rubber filled dome for added corrosion protection for the weld.
- Superior resistance to aging shown through accelerated aging testing.
- Adheres to Ductile Iron, Steel, Stainless Steel, Copper, Aluminum, PVC, PP, PE, FBE powder coating, natural and synthetic rubbers, and Epoxy.
- Outstanding shelf life, resistant to dry rot and cracking.
- Packaged in boxes of 20 with immediate delivery available.
- Works with exothermic and brazed connections
- Ci thermOcap PC® is designed to adhere without spray primer. *"Simply peel and stick!"*



Patent # D580,859



thermOcap and thermOcap Specifications

PROPERTIES		CI THERMOCAP®	CI THERMOCAP PC®
Part Number		38-6687-00	38-6687-02
Dimensions	Overall	4" x 4" (102 mm x 102 mm)	4" x 4" (102 mm x 102 mm)
	Dome	1.75" Dia. 0.75" tall (44.5 mm Dia. 19 mm tall)	1.75" Dia. 0.75" tall (44.5 mm Dia. 19 mm tall)
	Elastomeric Adhesive	0.125" thick (3.2 mm thick)	0.125" thick (3.2 mm thick)
	Plastic Backing	0.021" thick (0.5 mm thick)	0.021" thick (0.5 mm thick)
Primer Required		YES	NO
Application Temperature		35 °F to 125 °F (2 °C to 52 °C)	35 °F to 150 °F (2 °C to 66 °C)
Service Temperature		-20 °F to 225 °F (-29 °C to 107 °C)	-20 °F to 180 °F (-29 °C to 82 °C)
*Adhesion to Steel		15 lb/in (26 N/cm)	15 lb/in (26 N/cm)

*Determined per ASTM D1000/IEC 6045-2, testing method with minor deviations.

Information contained in this document is for reference only. Customers are responsible for determination of this product's suitability for their application. No liability for any loss related to the use or misuse of the material contained herein is accepted.

CP WELD METAL

thermOweld® Cathodic Protection weld metal is the most reliable and consistently-performing weld metal available worldwide. Our continuous-improvement manufacturing process is supplemented with multiple quality validation steps for every lot we produce. Upon final acceptance, our weld metal is specially packaged in moisture-resistant plastic cartridges with special closure caps. Then the cartridges and required metal discs are packaged in moisture-resistant boxes with unique manufacturing lot codes. These lot codes are a thermOweld® innovation, providing complete traceability from raw material origination, through our multiple processing stages to shipment. Finally, thermOweld® applies special shrink-wrap plastic to every weld metal box, insuring reliable storage, positive field ignition and superior welds every time.

Every individual weld metal cartridge is marked with the size and weight in grams for easy identification, even when separated from the host box. thermOweld® weld metal is shipped worldwide to more than 50 countries via ground, air and ocean freight. All sizes of weld metal are available immediately with thermOweld's Same Day Service (SDS) shipment program.

Our engineers have formulated our weld metal for cathodic protection application use.



12 CM
(Weld Metal)

Standard Cartridge Size	Cathodic Protection Cartridge Size	Cast Iron Cartridge Size	Packed Per Box
#15	#15CP, 15CPS*	—	20
#25	#25CP	#25CI	20
#32	#32CP	#32CI	10
#45	#45CP	#45CI	20
#65	#65CP	#65CI	20
thermOweld® Weld Metal is sold in box quantities only			

* 15CPS includes: 20 sleeves.

EZ Lite Remote® Electric Ignition System CP Weld Metal



12 CM
(Weld Metal)

Pre-packaged Weld Metal with Ignitors		
Cathodic Protection	Cast Iron	Packed per box
TW15CPEZ	—	20
TW25CPEZ	TW25CIEZ	20
TW32CPEZ	TW32CIEZ	10
TW45CPEZ	TW45CIEZ	20
TW65CPEZ	TW65CIEZ	20
thermOweld® Weld Metal is sold in box quantities only		

Cathodic Protection Molds with Magnetic Mold Support

New magnetic mold support is adaptable to all thermOweld® price key 3 molds.

- Designed for remote welding use with the thermOweld® EZ Lite Remote® ignition system
- Strong, 48 lb. Magnet Holds Mold in Place and Prevents Leakage
- Adjustable Height
- Works on Both Cast Iron and Steel Pipe as well as Flat Surfaces
- Available as an accessory which can be attached to any existing thermOweld® Price Key 3 mold in your stock, on your truck, or at the jobsite

Catalog #	Description
40-7202-00	Price Key 3 Mold Magnet Assembly
To order molds complete with Magnet Assembly, add suffix -M to mold number. Ex. M-100-M	



40-7202-00 ~ Price Key 3
Mold Magnet Assembly



EZ Lite Remote® Electric Ignition System for Cathodic Protection


38-EZLT-SK



CB-1

TYPE MOLDS

*Horizontal Cable Tap to Horizontal Lug or Bus
For Metric Conductors*



MOLDS FOR METRIC CONDUCTORS						
Cable Size (mm ²)	Lug Size (mm)	Mold #	Price Key	Weld Metal	Handle Clamps	Lead Time
10	2 X 20	M-10812	4	32	B-106	4
16	2 X 20	M-10813	4	32	B-106	4
25	2 X 20	M-3534	4	32	B-106	4
35	2 X 20	M-3535	4	32	B-106	4
30	2 X 25	M-3536	4	45	B-106	4
50	2 X 25	M-3537	4	45	B-106	2
	3 X 25	M-3538	4	65	B-106	2
8 mm Ø	2 X 25	M-3539	4	45	B-106	4
	3 X 25	M-3540	4	65	B-106	2
70	3 X 25	M-3541	4	65	B-106	2
	4 X 25	M-3544	4	65	B-106	2
10 mm Ø	3 X 25	M-3545	4	65	B-106	4
	4 X 25	M-3548	4	65	B-106	4
95	4 X 25	M-3549	4	90	B-106	4
	5 X 25	M-3550	4	90	B-106	4
120	5 X 25	M-3551	4	90	B-106	2
	5 X 30	M-3552	4	115	B-106	2
150	5 X 30	M-3553	4	115	B-106	4
	5 X 40	M-3554	4	150	B-106	4
185	5 X 40	M-3555	4	150	B-106	2
	5 X 50	M-3556	5	200	B-107	4
240	5 X 50	M-3557	5	200	B-107	4
	6 X 50	M-3558	5	2-150	B-107	2
300	6 X 50	M-3559	5	2-150	B-107	2
	8 X 50	M-3560	5	2-200	B-107	4

CB-33

TYPE MOLDS

*Horizontal Cable Tap to Horizontal Lug or Bus
For Metric Conductors*



MOLDS FOR METRIC CONDUCTORS								
Cable Size (mm ²)	Lug Size	Mold #	Price Key	Weld Metal	Handle Clamps	Lead Time	One Hole Lug #	Two Hole Luge #
25	3.18 X 25.4	M-10735	4	32	B-106	4	38-4294-00	38-3575-00
35	3.18 X 25.4	M-10736	4	32	B-106	4	38-4294-00	38-3575-00
50	3.18 X 25.4	M-10737	4	45	B-106	4	38-4294-00	38-3575-00
70	3.18 X 25.4	M-4915	4	45	B-106	2	38-4294-00	38-3575-00
95	4.76 X 25.4	M-10738	4	65	B-106	4	38-4293-00	38-4297-00
120	4.76 X 25.4	M-4284	4	65	B-106	4	38-4293-00	38-4297-00
150	6.35 X 25.4	M-10739	4	90	B-106	4	38-4295-00	38-4298-00
185	6.35 X 25.4	M-10740	4	90	B-106	4	38-4295-00	38-4298-00
240	6.35 X 25.4	M-10741	4	150	B-106	4	38-4295-00	38-4298-00


- For sizes not listed, contact thermOweld®.
- For heavy duty connections, contact thermOweld®.
- For molds with wear plates, see page 135.
- For expedited service, contact thermOweld®.
- To order weld metal for use with EZ Lite Remote® insert TW before and EZ after weld metal number.
- Required Tools;
 - Handle Clamps w/ Flint Ignitor (see chart for correct handles)
 - 38-0309-00 ~ Flint Ignitor or 38-EZLT-RU EZ Lite Remote®
- Other recommended accessories;
 - 38-3922-00 ~ Mold Cleaning Brush
 - 38-0135-00 ~ Cable Cleaning Brush

CB-4

TYPE MOLDS

*For Metric Conductors
Horizontal Cable Tap to Horizontal Bus
For AWG Conductors*

MOLDS FOR METRIC CONDUCTORS						
Cable Size (mm ²)	Bus Bar Size (mm)	Mold #	Price Key	Weld Metal	Handle Clamps	Lead Time
10	2 X 20	M-10814	4	25	B-106	4
16	2 X 20	M-10815	4	32	B-106	4
25	2 X 20	M-3563	4	25	B-106	2
35	2 X 20	M-3565	4	32	B-106	2
30	2 X 25	M-3566	4	45	B-106	4
50	2 X 25	M-3567	4	45	B-106	2
	3 X 25	M-3568	4	45	B-106	2
8 mm Ø	2 X 25	M-3569	4	45	B-106	4
	3 X 25	M-3570	4	45	B-106	2
70	3 X 25	M-3571	4	65	B-106	2
	4 X 25	M-3572	4	65	B-106	2
10 mm Ø	3 X 25	M-3575	4	65	B-106	2
	4 X 25	M-3576	4	65	B-106	2
95	4 X 25	M-3579	4	90	B-106	2
	5 X 25	M-3580	4	90	B-106	4
120	5 X 25	M-3581	4	90	B-106	2
	5 X 30	M-3582	4	115	B-106	2
150	5 X 30	M-3583	4	115	B-106	2
	5 X 40	M-3584	4	115	B-106	2
185	5 X 40	M-3585	4	150	B-106	4
	5 X 50	M-3586	4	150	B-106	2
240	5 X 50	M-3587	4	200	B-106	2
	6 X 50	M-3588	4	250	B-106	2
300	6 X 50	M-3589	5	2-150	B-107	2
	8 X 50	M-3590	5	2-200	B-107	2




- **For sizes not listed, contact thermOweld®.**
- Molds listed are for concentric stranded cable.
- For heavy duty connections, contact thermOweld®.
- For expedited service, contact thermOweld®.
- To order weld metal for use with EZ Lite Remote® insert TW before and EZ after weld metal number.
- Required Tools;
 - Handle Clamps w/ Flint Ignitor (see chart for correct handles)
 - 38-0309-00 ~ Flint Ignitor or 38-EZLT-RU EZ Lite Remote®
- Other recommended accessories;
 - 40-0319-01 ~ Mold Cleaner for cartridge sizes #15-#65
 - 40-0319-03 ~ Mold Cleaner for cartridge sizes #90-#500
 - 38-3922-00 ~ Mold Cleaning Brush
 - 38-0135-00 ~ Cable Cleaning Brush

CB-5

TYPE MOLDS

*Horizontal Bus Tap to Horizontal Cable Run
For Metric Conductors*



MOLDS FOR METRIC CONDUCTORS

Cable Size (mm ²)	Bus Bar Size (mm)	Mold #	Price Key	Weld Metal	Handle Clamps	Lead Time
10	2 X 20	M-10816	4	45	B-106	4
16	2 X 20	M-10817	4	45	B-106	4
25	2 X 20	M-3595	4	45	B-106	4
35	2 X 20	M-3596	4	45	B-106	2
30	2 X 25	M-3597	4	65	B-106	4
50	2 X 25	M-3598	4	65	B-106	4
	3 X 25	M-3599	4	65	B-106	2
8 mm Ø	2 X 25	M-3600	4	65	B-106	4
	3 X 25	M-3601	4	65	B-106	4
70	3 X 25	M-3602	4	90	B-106	2
	4 X 25	M-3603	4	115	B-106	2
10 mm Ø	3 X 25	M-3606	4	115	B-106	4
	4 X 25	M-3607	4	150	B-106	4
95	4 X 25	M-3610	4	150	B-106	4
	5 X 25	M-3611	4	150	B-106	4
120	5 X 25	M-3612	4	150	B-106	4
	5 X 30	M-3613	4	200	B-106	4
150	5 X 30	M-3614	4	200	B-106	4
	5 X 40	M-3615	4	250	B-106	4
185	5 X 40	M-3616	4	250	B-106	4
	5 X 50	M-3617	5	2-150	B-107	4
240	5 X 50	M-3618	5	2-150	B-107	2
	6 X 50	M-3619	5	2-200	B-107	2
300	6 X 50	M-3620	5	2-250	B-107	2
	8 X 50	M-3621	5	2-250	B-107	2

- **For sizes not listed, contact thermOweld®.**
- For heavy duty connections, contact thermOweld®.
- For molds with wear plates, see page 135.
- For expedited service, contact thermOweld®.
- To order weld metal for use with EZ Lite Remote® insert TW before and EZ after weld metal number.
- Required Tools;
 - Handle Clamps w/ Flint Ignitor (see chart for correct handles)
 - 38-0309-00 ~ Flint Ignitor or 38-EZLT-RU EZ Lite Remote®
- Other recommended accessories;
 - 40-0319-01 ~ Mold Cleaner for cartridge sizes #15-#65
 - 40-0319-03 ~ Mold Cleaner for cartridge sizes #90-#500
 - 38-3922-00 ~ Mold Cleaning Brush
 - 38-0135-00 ~ Cable Cleaning Brush

INTERNATIONAL METRIC INTERNATIONAL METRIC INTERNATIONAL METRIC INTERNATIONAL METRIC INTERNATIONAL

Section 9 - Molds
Metric Conductors


INTERNATIONAL

BB-1

TYPE MOLDS

Horizontal Bus End to End

MOLDS FOR METRIC CONDUCTORS					
Bus Bar Size (mm)	Mold #	Price Key	Weld Metal	Handle Clamps	Lead Time
2 X 20	M-3628	4	45	B-106	4
2 X 25	M-3629	4	65	B-106	4
2 X 30	M-3630	4	65	B-106	2
3 X 20	M-3631	4	45	B-106	4
3 X 25	M-3632	4	65	B-106	2
3 X 30	M-3633	4	90	B-106	4
3 X 40	M-3634	4	115	B-106	4
4 X 25	M-3635	4	90	B-106	4
4 X 30	M-3636	4	115	B-106	4
4 X 40	M-3637	4	150	B-106	4
5 X 30	M-3638	4	115	B-106	2
5 X 40	M-3639	4	150	B-106	2
5 X 50	M-3640	4	200	B-106	2
6 X 40	M-3641	4	200	B-106	2
6 X 50	M-3642	4	250	B-106	2
6 X 60	M-3643	4	250	B-106	4
6 X 80	M-3644	5	2-200	B-107	4
8 X 50	M-3645	5	2-150	B-107	2
8 X 60	M-3646	5	2-200	B-107	4
8 X 80	M-3647	5	500	B-107	4
10 X 60	M-3648	5	500	B-107	4
10 X 80	M-3649	5	3-200	B-107	4




BB-7

TYPE MOLDS

Horizontal Flat Bus End to End

MOLDS FOR METRIC CONDUCTORS					
Bus Bar Size (mm)	Mold #	Price Key	Weld Metal	Handle Clamps	Lead Time
2 X 20	M-3804	4	45	B-106	4
2 X 25	M-3805	4	45	B-106	4
2 X 30	M-3806	4	65	B-106	2
3 X 20	M-3807	4	45	B-106	2
3 X 25	M-3808	4	65	B-106	2
3 X 30	M-3809	4	65	B-106	2
3 X 40	M-3810	4	65	B-106	4
3 X 50	M-3811	4	90	B-106	2
4 X 20	M-3812	4	65	B-106	4
4 X 25	M-3813	4	90	B-106	4
4 X 30	M-3814	4	90	B-106	2
4 X 40	M-3815	4	115	B-106	2
5 X 20	M-3816	4	90	B-106	4
5 X 25	M-3817	4	90	B-106	4
5 X 30	M-3818	4	115	B-106	2
5 X 40	M-3819	4	150	B-106	2
5 X 50	M-3820	5	200	B-107	2
6 X 25	M-3821	4	115	B-106	2
6 X 30	M-3822	4	150	B-106	4
6 X 40	M-3823	4	200	B-106	2
6 X 50	M-3824	5	250	B-107	2
6 X 60	M-3825	5	2-150	B-107	4
8 X 50	M-3826	5	2-150	B-107	2
8 X 60	M-3827	5	2-200	B-107	4
10 X 50	M-3828	5	2-200	B-107	4
10 X 60	M-3829	5	500	B-107	4




- For sizes not listed, contact thermOweld®.
- For heavy duty connections, contact thermOweld®.
- For expedited service, contact thermOweld®.
- To order weld metal for use with EZ Lite Remote® insert TW before and EZ after weld metal number.
- Required Tools;
 - Handle Clamps w/ Flint Ignitor (see chart for correct handles)
 - 38-0309-00 ~ Flint Ignitor or 38-EZLT-RU EZ Lite Remote®
- Other recommended accessories;
 - 40-0319-01 ~ Mold Cleaner for cartridge sizes #15-#65 (BB-7 Molds Only)
 - 40-0319-03 ~ Mold Cleaner for cartridge sizes #90-#500 (BB-7 Molds Only)
 - 38-3922-00 ~ Mold Cleaning Brush
 - 38-0305-00 ~ Card Cloth Brush

BB-3

TYPE MOLDS


*Vertical Drop Tap to Horizontal Run
For Metric Conductors*



BB-14

TYPE MOLDS

*Horizontal Flat Bus Run and Tap
For Metric Conductors*



MOLDS FOR METRIC CONDUCTORS

Bus Bar Size (mm)	Mold #	Price Key	Weld Metal	Handle Clamps	Lead Time
2 X 20	M-3703	4	45	B-106	4
2 X 25	M-3704	4	65	B-106	4
2 X 30	M-3705	4	65	B-106	2
3 X 20	M-3706	4	65	B-106	2
3 X 25	M-3707	4	65	B-106	2
3 X 30	M-3708	4	90	B-106	4
3 X 40	M-3709	4	115	B-106	4
4 X 25	M-3710	4	90	B-106	2
4 X 30	M-3711	4	115	B-106	2
4 X 40	M-3712	4	150	B-106	2
5 X 30	M-3713	4	115	B-106	2
5 X 40	M-3714	4	150	B-106	4
5 X 50	M-3715	4	200	B-106	4
6 X 40	M-3716	4	200	B-106	2
6 X 50	M-3717	4	250	B-106	2
6 X 60	M-3718	5	2-150	B-107	4
6 X 80	M-3719	6	2-200	B-107	4
8 X 50	M-3720	4	2-150	B-106	2
8 X 60	M-3721	5	2-200	B-107	4
8 X 80	M-3722	6	500	B-107	4
10 X 60	M-3723	5	500	B-107	4
10 X 80	M-3724	6	3-200	B-107	4

MOLDS FOR METRIC CONDUCTORS

Bus Bar Size (mm)	Mold #	Price Key	Weld Metal	Handle Clamps	Lead Time
2 X 20	M-3831	4	45	B-106	4
2 X 25	M-3832	4	45	B-106	4
2 X 30	M-3833	4	65	B-106	2
3 X 20	M-3834	4	45	B-106	4
3 X 25	M-3835	4	65	B-106	2
3 X 30	M-3836	4	65	B-106	2
3 X 40	M-3837	4	90	B-106	4
4 X 20	M-3838	4	65	B-106	2
4 X 25	M-3839	4	90	B-106	2
4 X 30	M-3840	4	90	B-106	2
4 X 40	M-3841	4	115	B-106	2
5 X 20	M-3842	4	90	B-106	2
5 X 25	M-3843	4	90	B-106	2
5 X 30	M-3844	4	115	B-106	2
5 X 40	M-3845	4	150	B-106	2
5 X 50	M-3846	5	200	B-107	2
6 X 40	M-3847	4	200	B-106	2
6 X 50	M-3848	5	250	B-107	2
6 X 60	M-3849	5	2-150	B-107	4
8 X 50	M-3850	5	2-150	B-107	2
8 X 60	M-3851	5	2-200	B-107	4
10 x 40	M-9200	5	150	B-107	4
10 X 60	M-3852	5	500	B-107	4

- For sizes not listed, contact thermOweld®.
- For heavy duty connections, contact thermOweld®.
- For expedited service, contact thermOweld®.
- To order weld metal for use with EZ Lite Remote® insert TW before and EZ after weld metal number.
- Required Tools;
 - Handle Clamps w/ Flint Ignitor (see chart for correct handles)
 - 38-0309-00 ~ Flint Ignitor or 38-EZLT-RU EZ Lite Remote®
- Other recommended accessories;
 - 40-0319-01 ~ Mold Cleaner for cartridge sizes #15-#65 (BB-41 Molds Only)
 - 40-0319-03 ~ Mold Cleaner for cartridge sizes #90-#500 (BB-41 Molds Only)
 - 38-3922-00 ~ Mold Cleaning Brush
 - 38-0305-00 ~ Card Cloth Brush

MOLDS FOR METRIC CONDUCTORS					
Bus Bar Size (mm)	Mold #	Price Key	Weld Metal	Handle Clamps	Lead Time
2 X 20	M-10831	4	45	B-106	4
2 X 25	M-10832	4	45	B-106	4
2 X 30	M-10833	4	45	B-106	4
3 X 20	M-4514	4	45	B-106	2
3 X 25	M-4509	4	45	B-106	2
3 X 30	M-10834	4	65	B-106	4
3 X 40	M-5977	4	65	B-106	4
4 X 25	M-10835	4	90	B-106	4
4 X 30	M-10836	4	90	B-106	4
4 X 40	M-10837	4	115	B-106	4
5 X 30	M-10838	4	115	B-106	4
5 X 40	M-9976	4	150	B-106	2
5 X 50	M-10839	4	200	B-106	4
6 X 40	M-10840	4	200	B-106	4
6 X 50	M-4472	4	250	B-106	2
6 X 60	M-10841	5	2-150	B-107	4
6 X 80	M-10842	5	2-200	B-107	4
8 X 50	M-10843	5	2-200	B-107	4
8 X 60	M-10844	5	500	B-107	4
8 X 80	M-10845	6	3-200	B-107	4
10 X 60	M-10846	5	500	B-107	4
10 X 80	M-10847	6	3-200	B-107	4


MOLDS FOR METRIC CONDUCTORS					
Bus Bar Size (mm)	Mold #	Price Key	Weld Metal	Handle Clamps	Lead Time
3 X 25	M-3748	4	150	B-106	2
6 X 25	M-4966	5	2-150	B-107	2

MOLDS FOR METRIC CONDUCTORS					
Bus Bar Size (mm)	Mold #	Price Key	Weld Metal	Handle Clamps	Lead Time
2 X 20	M-9807	4	45	B-106	4
2 X 25	M-4344	4	65	B-106	2
2 X 30	M-9796	4	65	B-106	4
3 X 20	M-9797	4	65	B-106	2
3 X 25	M-4935	4	65	B-106	2
3 X 30	M-9798	4	90	B-106	4
3 X 40	M-10848	4	115	B-106	2
3 X 50	M-4123	5	115	B-106	4
4 X 20	M-9811	4	115	B-106	2
4 X 25	M-9800	4	90	B-106	2
4 X 30	M-9801	4	90	B-106	2
4 X 40	M-9802	4	150	B-106	2
5 X 20	M-10849	4	115	B-106	4
5 X 25	M-6902	4	115	B-106	4
5 X 30	M-9803	4	115	B-106	2
5 X 40	M-9804	4	150	B-106	4
5 X 50	M-9805	5	200	B-106	2
6 X 25	M-9386	4	200	B-106	2
6 X 30	M-10850	4	200	B-106	4
6 X 40	M-9767	4	200	B-106	2
6 X 50	M-3370	5	250	B-107	2
6 X 60	M-10851	5	2-150	B-107	4
8 X 50	M-10852	5	2-200	B-107	4
8 X 60	M-10853	5	500	B-107	4
10 X 50	M-10854	5	500	B-107	4
10 X 60	M-10855	5	3-200	B-107	4

BB-2

TYPE MOLDS


Horizontal to Vertical at Right Angle



BB-40

TYPE MOLDS


Horizontal Flat Bus Cross



BB-41

TYPE MOLDS

Horizontal to Horizontal Flat Bus




- For sizes not listed, contact thermOweld®.
- For heavy duty connections, contact thermOweld®.
- For expedited service, contact thermOweld®.
- To order weld metal for use with EZ Lite Remote® insert TW before and EZ after weld metal number.
- Required Tools;
 - Handle Clamps w/ Flint Ignitor (see chart for correct handles)
 - 38-0309-00 ~ Flint Ignitor or 38-EZLT-RU EZ Lite Remote®
- Other recommended accessories;
 - 40-0319-01 ~ Mold Cleaner for cartridge sizes #15-#65 (BB-41 Molds Only)
 - 40-0319-03 ~ Mold Cleaner for cartridge sizes #90-#500 (BB-41 Molds Only)
 - 38-3922-00 ~ Mold Cleaning Brush
 - 38-0305-00 ~ Card Cloth Brush

BS-1

TYPE MOLDS

*Vertical Tap to Vertical Steel Surface
For Metric Conductors*




MOLDS FOR METRIC CONDUCTORS

Bus Bar Size (mm)	Mold #	Price Key	Weld Metal	Handle Clamps	Lead Time
2 X 20	M-4066	4	65	B-106	4
2 X 25	M-4067	4	90	B-106	4
2 X 30	M-4068	4	90	B-106	2
3 X 20	M-4069	4	65	B-106	4
3 X 25	M-4070	4	90	B-106	2
3 X 30	M-4071	4	90	B-106	4
3 X 40	M-4072	4	150	B-106	4
4 X 25	M-4073	4	90	B-106	2
4 X 30	M-4074	4	115	B-106	4
4 X 40	M-4075	4	200	B-106	4
5 X 30	M-4076	4	150	B-106	2
5 X 40	M-4077	4	200	B-106	2
5 X 50	M-4078	4	250	B-106	2
6 X 40	M-4079	4	250	B-106	4
6 X 50	M-4080	5	2-150	B-107	4
6 X 60	M-4081	5	2-200	B-107	4
6 X 80	M-4082	5	500	B-107	4
8 X 50	M-4083	5	2-200	B-107	4
8 X 60	M-4084	5	500	B-107	4
8 X 80	M-4085	5	3-200	B-107	4
10 X 60	M-4086	5	3-200	B-107	4
10 X 80	M-4087	5	3-250	B-107	4

BS-2

TYPE MOLDS

*Horizontal Tap to Horizontal Steel Surface
For Metric Conductors*



MOLDS FOR METRIC CONDUCTORS


Bus Bar Size (mm)	Mold #	Price Key	Weld Metal	Handle Clamps	Lead Time
2 X 20	M-4090	4	65	B-106	4
2 X 25	M-4091	4	90	B-106	4
3 X 20	M-4092	4	90	B-106	4
3 X 25	M-4093	4	90	B-106	2
3 X 30	M-4094	4	115	B-106	4
3 X 40	M-4095	4	115	B-106	4
4 X 25	M-4096	4	90	B-106	4
4 X 30	M-4097	4	150	B-106	4
4 X 40	M-4098	4	200	B-106	4
5 X 30	M-4099	4	200	B-106	4
5 X 40	M-4100	4	200	B-106	2
5 X 50	M-4101	5	2-150	B-107	4
6 X 40	M-4102	4	250	B-106	4
6 X 50	M-4103	5	2-150	B-107	4
8 X 50	M-4104	5	2-200	B-107	4

- For sizes not listed, contact thermOweld®.
- For heavy duty connections, contact thermOweld®.
- For expedited service, contact thermOweld®.
- To order weld metal for use with EZ Lite Remote® insert TW before and EZ after weld metal number.
- Required Tools;
 - Handle Clamps w/ Flint Ignitor (see chart for correct handles)
 - 38-0309-00 ~ Flint Ignitor or 38-EZLT-RU EZ Lite Remote®
- Other recommended accessories;
 - 38-3922-00 ~ Mold Cleaning Brush
 - 38-0306-00 ~ Card Cloth Brush
 - 38-0101-00 ~ Rasp

BS-3

TYPE MOLDS

*Horizontal Thru Bar to Horizontal Steel Surface
For Metric Conductors*




MOLDS FOR METRIC CONDUCTORS					
Bus Bar Size (mm)	Mold #	Price Key	Weld Metal	Handle Clamps	Lead Time
2 X 20	M-2892	4	65	B-106	4
2 X 25	M-2893	4	90	B-106	4
3 X 20	M-2909	4	90	B-106	4
3 X 25	M-2911	4	115	B-106	2
3 X 30	M-2912	4	115	B-106	2
3 X 40	M-2913	4	150	B-106	4
4 X 25	M-2939	4	115	B-106	4
4 X 30	M-2940	4	150	B-106	4
4 X 40	M-2954	4	200	B-106	4
5 X 30	M-2985	4	200	B-106	4
5 X 40	M-2986	4	250	B-106	4
5 X 50	M-2989	4	250	B-106	4
6 X 50	M-2990	4	250	B-106	4
8 X 60	M-4257	5	2-150	B-107	4
10 X 60	M-4266	5	2-200	B-107	4

- **For sizes not listed, contact thermOweld®.**
- For heavy duty connections, contact thermOweld®.
- For expedited service, contact thermOweld®
- To order weld metal for use with EZ Lite Remote® insert TW before and EZ after weld metal number.
- Required Tools;
 - Handle Clamps w/ Flint Ignitor (see chart for correct handles)
 - 38-0309-00 ~ Flint Ignitor or 38-EZLT-RU EZ Lite Remote®
- Other recommended accessories;
 - 38-3922-00 ~ Mold Cleaning Brush
 - 38-0306-00 ~ Card Cloth Brush
 - 38-0101-00 ~ Rasp

BR-1

TYPE MOLDS

Horizontal Bus Terminal to Ground Rod
For Metric Conductors



MOLDS FOR METRIC CONDUCTORS

Ground Rod Size (mm)	Bus Bar Size (mm)	Mold #	Price Key	Weld Metal	Handle Clamps	Lead Time
12.8	2 X 20	M-3912	4	65	B-106	4
	2 X 25	M-3913	4	65	B-106	4
	2 X 30	M-3914	4	90	B-106	4
	3 X 20	M-3915	4	90	B-106	4
	3 X 25	M-3916	4	90	B-106	2
	3 X 30	M-3917	4	90	B-106	4
	3 X 40	M-3918	4	90	B-106	4
	3 X 50	M-3919	4	115	B-106	4
	4 X 20	M-3920	4	90	B-106	4
4 X 25	M-3921	4	90	B-106	4	
14.3	2 X 30	M-3922	4	115	B-106	4
	3 X 20	M-3923	4	90	B-106	4
	3 X 25	M-3924	4	90	B-106	2
	3 X 30	M-3925	4	115	B-106	4
	3 X 40	M-3926	4	115	B-106	4
	3 X 50	M-3927	4	150	B-106	4
	4 X 20	M-3928	4	90	B-106	4
	4 X 25	M-3929	4	115	B-106	2
	5 X 25	M-3930	4	115	B-106	4
	5 X 30	M-3931	4	150	B-106	2
	5 X 40	M-3932	4	150	B-106	4
	5 X 50	M-3933	4	200	B-106	2
	6 X 25	M-3934	4	150	B-106	2
6 X 30	M-3935	4	150	B-106	2	
6 X 40	M-3936	4	200	B-106	4	
6 X 50	M-3937	5	200	B-107	2	
17.2	2 X 30	M-3938	4	150	B-106	4
	3 X 20	M-3939	4	115	B-106	4
	3 X 25	M-3940	4	150	B-106	2
	3 X 30	M-3941	4	150	B-106	4
	3 X 40	M-3942	4	200	B-106	4
	3 X 50	M-3943	5	2-150	B-107	4
	4 X 20	M-3944	4	150	B-106	4
	4 X 25	M-3945	4	150	B-106	4
	5 X 25	M-3946	4	150	B-106	4
	5 X 30	M-3947	4	200	B-106	4
	5 X 40	M-3948	4	200	B-106	4
	5 X 50	M-3853	5	2-150	B-107	4
	6 X 25	M-3854	4	200	B-106	4
	6 X 30	M-3855	4	250	B-106	4
	6 X 40	M-3856	5	2-150	B-107	4
6 X 50	M-3857	5	2-200	B-107	4	

- For sizes not listed, contact thermOweld®.
- For heavy duty connections, contact thermOweld®.
- For expedited service, contact thermOweld®.
- To order weld metal for use with EZ Lite Remote® insert TW before and EZ after weld metal number.
- Required Tools;
 - Handle Clamps w/ Flint Ignitor (see chart for correct handles) 38-0309-00 ~ Flint Ignitor or 38-EZLT-RU EZ Lite Remote®
- Other recommended accessories;
 - 38-3922-00 ~ Mold Cleaning Brush
 - 38-0135-00 ~ Cable Cleaning Brush
 - 38-0304-00 ~ File
 - 38-0330-00 ~ Cable Clamp


BR-2

TYPE MOLDS

Horizontal Bus to Ground Rod

For Metric Conductors

MOLDS FOR METRIC CONDUCTORS						
Ground Rod Size (mm)	Bus Bar Size (mm)	Mold #	Price Key	Weld Metal	Handle Clamps	Lead Time
12.8	2 X 20	M-3949	4	65	B-106	4
	2 X 25	M-3950	4	65	B-106	4
	2 X 30	M-3951	4	90	B-106	4
	3 X 20	M-3952	4	90	B-106	4
	3 X 25	M-3953	4	90	B-106	4
	3 X 30	M-3954	4	90	B-106	4
	3 X 40	M-3955	4	90	B-106	4
	3 X 50	M-3956	4	115	B-106	4
	4 X 20	M-3957	4	90	B-106	4
4 X 25	M-3958	4	90	B-106	4	
14.3	2 X 30	M-3959	4	90	B-106	4
	3 X 20	M-3960	4	90	B-106	4
	3 X 25	M-3961	4	90	B-106	2
	3 X 30	M-3962	4	115	B-106	4
	3 X 40	M-3963	4	150	B-106	4
	3 X 50	M-3964	4	200	B-106	4
	4 X 20	M-3965	4	90	B-106	4
	4 X 25	M-3966	4	115	B-106	2
	5 X 25	M-3967	4	115	B-106	4
	5 X 30	M-3968	4	150	B-106	2
	5 X 40	M-3969	4	150	B-106	4
	5 X 50	M-3970	4	200	B-106	4
	6 X 25	M-3971	4	150	B-106	2
	6 X 30	M-3972	4	150	B-106	4
	6 X 40	M-3973	4	200	B-106	2
6 X 50	M-3974	4	250	B-106	2	
17.2	2 X 30	M-3975	4	150	B-106	4
	3 X 20	M-3976	4	150	B-106	4
	3 X 25	M-3977	4	150	B-106	2
	3 X 30	M-3978	4	150	B-106	4
	3 X 40	M-3979	4	200	B-106	4
	3 X 50	M-3980	5	2-150	B-107	4
	4 X 20	M-3981	4	150	B-106	4
	4 X 25	M-3982	4	200	B-106	4
	5 X 25	M-3983	4	150	B-106	4
	5 X 30	M-3984	4	200	B-106	2
	5 X 40	M-3985	4	200	B-106	4
	5 X 50	M-3986	5	2-150	B-107	4
	6 X 25	M-3987	4	200	B-106	2
	6 X 30	M-3988	4	250	B-106	2
	6 X 40	M-3989	4	250	B-106	4
6 X 50	M-3858	5	2-150	B-107	2	




- For sizes not listed, contact thermOweld®.
- For heavy duty connections, contact thermOweld®.
- For expedited service, contact thermOweld®.
- To order weld metal for use with EZ Lite Remote® insert TW before and EZ after weld metal number.
- Required Tools;
 - Handle Clamps w/ Flint Ignitor (see chart for correct handles) 38-0309-00 ~ Flint Ignitor or 38-EZLT-RU EZ Lite Remote®
- Other recommended accessories;
 - 38-3922-00 ~ Mold Cleaning Brush
 - 38-0135-00 ~ Cable Cleaning Brush
 - 38-0304-00 ~ File
 - 38-0330-00 ~ Cable Clamp

BR-7

TYPE MOLDS

*Horizontal Bus to Ground Rod
For Metric Conductors*




MOLDS FOR METRIC CONDUCTORS

Ground Rod Size (mm)	Bus Bar Size (mm)	Mold #	Price Key	Weld Metal	Handle Clamps	Lead Time
12.8	2 X 30	M-10818	4	115	B-106	4
14.3		M-10819	4	115	B-106	4
17.2		M-10820	4	115	B-106	4
12.8	3 X 25	M-10821	4	150	B-106	4
14.3		M-4851	4	150	B-106	2
17.2		M-9311	4	200	B-106	4
12.8	6 X 50 & Wider	M-10822	4	150	B-106	4
14.3		M-9747	5	200	B-107	2
17.2		M-9781	5	200	B-107	2

BR-3

TYPE MOLDS

*Horizontal Thru Bus to Ground Rod
For Metric Conductors*



MOLDS FOR METRIC CONDUCTORS

Ground Rod Size (mm)	Bus Bar Size (mm)	Mold #	Price Key	Weld Metal	Handle Clamps	Lead Time
12.8	3 X 25	M-10778	24	200	B-106	4
14.3	3 X 25	M-2919	24	200	B-106	4
17.2	3 X 25	M-10779	24	2-200	B-106	4

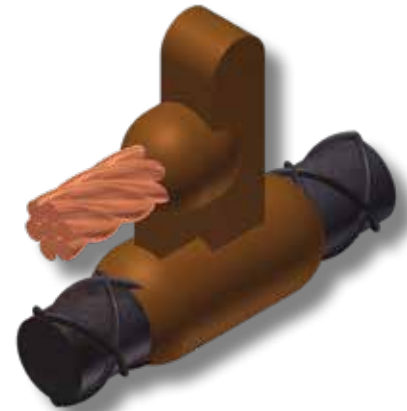
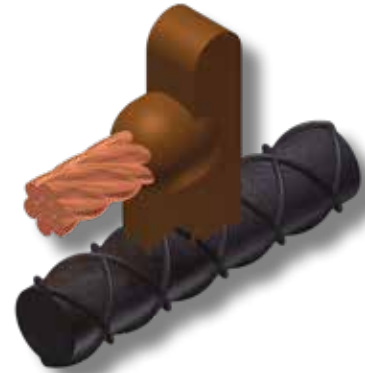
- For sizes not listed, contact thermOweld®.
- For heavy duty connections, contact thermOweld®.
- For expedited service, contact thermOweld®.
- To order weld metal for use with EZ Lite Remote® insert TW before and EZ after weld metal number.
- Required Tools;
 - Handle Clamps w/ Flint Ignitor (see chart for correct handles) 38-0309-00 ~ Flint Ignitor or 38-EZLT-RU EZ Lite Remote®
- Other recommended accessories;
 - 38-3922-00 ~ Mold Cleaning Brush
 - 38-0135-00 ~ Cable Cleaning Brush
 - 38-0304-00 ~ File
 - 38-0330-00 ~ Cable Clamp

CRE-1

TYPE MOLDS

*Horizontal Parallel Tap
For Metric Conductors*

MOLDS FOR AWG CONDUCTORS							
Rebar Size (mm)	Cable Size (mm ²)	Mold #	Packing Mat'l # See Note	Price Key	Weld Metal	Handle Clamps	Lead Time
12	25	M-10746	38-0329	4	45	B-106	4
	35	M-10747	38-0329	4	45	B-106	4
	50	M-8789	38-0329	4	90	B-106	2
	70	M-8790	38-0329	4	90	B-106	2
	95	M-8787	38-0329	4	90	B-106	2
16	25	M-10748	38-0329	4	45	B-106	4
	35	M-10749	38-0329	4	45	B-106	4
	50	M-8782	38-0329	4	90	B-106	2
	70	M-8793	38-0329	4	90	B-106	2
	95	M-8813	38-0329	4	115	B-106	2
22 & Larger	35	M-10750	38-4062	14†	45	Included	4
	50	M-10751	38-4062	14†	90	Included	4
	70	M-10752	38-4062	14†	90	Included	2
	95	M-10753	38-4062	14†	115	Included	4



- For sizes not listed, contact thermOweld®.
- For heavy duty connections, contact thermOweld®.
- For expedited service, contact thermOweld®.
- To order weld metal for use with EZ Lite Remote® insert TW before and EZ after weld metal number.
- Required Tools;
 - Handle Clamps w/ Flint Ignitor (see chart for correct handles)
 - † ~ Sold complete with frame
 - 38-0309-00 ~ Flint Ignitor or 38-EZLT-RU EZ Lite Remote®
- Other recommended accessories;
 - 38-3922-00 ~ Mold Cleaning Brush
 - 38-0135-00 ~ Cable Cleaning Brush
 - 38-0304-00 ~ File

REBAR PACKING

A packing material is necessary when making thermOweld® connections to Rebar. Be sure to specify Packing Material No. when ordering Mold and Weld Metal. Packing Material is either copper shim stock or ceramic fiber pad and can be used for **one** connection only.

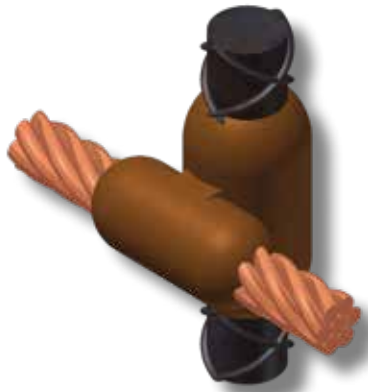
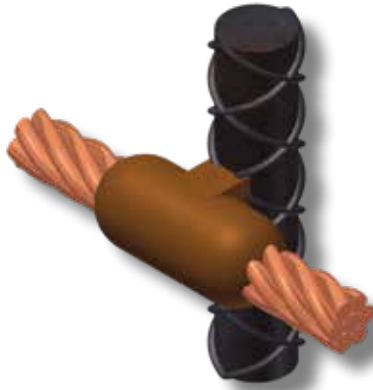
- Part #38-0329-00 Copper Shim
- Part #38-4061-00 3" x 3" x 1/4"
- Part #38-4062-00 3" x 3" x 1/4"
- Part #38-4063-00 3" x 2 1/2" x 1/4"



CRE-3

TYPE MOLDS

Horizontal thru Cable to Vertical Rebar
For Metric Conductors



MOLDS FOR AWG CONDUCTORS

Rebar Size (mm)	Cable Size (mm ²)	Mold #	Packing Mat'l # See Note	Price Key	Weld Metal	Handle Clamps	Lead Time
12	25	M-10823	38-0329	24	90	B-106	4
	35	M-10824	38-0329	24	90	B-106	4
	50	M-10825	38-0329	24	115	B-106	4
	70	M-10826	38-0329	24	115	B-106	2
	95	M-10827	38-0329	24	150	B-106	4
16	25	M-10828	38-0329	24	90	B-106	4
	35	M-9892	38-0329	24	90	B-106	2
	50	M-10829	38-0329	24	115	B-106	4
	70	M-3297	38-0329	24	115	B-106	2
	95	M-3302	38-0329	24	150	B-106	2
22 & Larger	35	M-10830	38-4063	4	115	B-106	2
	50	M-9998	38-4063	4	115	B-106	2
	70	M-9285	38-4063	4	115	B-106	2
	95	M-9288	38-4063	4	150	B-106	2

- For sizes not listed, contact thermOweld®.
- For heavy duty connections, contact thermOweld®.
- For expedited service, contact thermOweld®.
- To order weld metal for use with EZ Lite Remote® insert TW before and EZ after weld metal number.
- Required Tools;
 - Handle Clamps w/ Flint Ignitor (see chart for correct handles)
 - † ~ Sold complete with frame
 - 38-0309-00 ~ Flint Ignitor or 38-EZLT-RU EZ Lite Remote®
- Other recommended accessories;
 - 38-3922-00 ~ Mold Cleaning Brush
 - 38-0135-00 ~ Cable Cleaning Brush
 - 38-0304-00 ~ File

REBAR PACKING

A packing material is necessary when making thermOweld® connections to Rebar. Be sure to specify Packing Material No. when ordering Mold and Weld Metal. Packing Material is either copper shim stock or ceramic fiber pad and can be used for **one** connection only.

- Part #38-0329-00 Copper Shim
- Part #38-4061-00 3" x 3" x 1/4"
- Part #38-4062-00 3" x 3" x 1/4"
- Part #38-4063-00 3" x 2 1/2" x 1/4"

CRE-6

TYPE MOLDS

*Horizontal Cable Tap to Vertical Rebar
For Metric Conductors*

MOLDS FOR AWG CONDUCTORS							
Rebar Size (mm)	Cable Size (mm ²)	Mold #	Packing Mat'l # <small>See Note</small>	Price Key	Weld Metal	Handle Clamps	Lead Time
12	25	M-10766	38-0329	4	65	B-106	4
	35	M-10767	38-0329	4	65	B-106	4
	50	M-10768	38-0329	4	115	B-106	2
	70	M-3740	38-0329	4	115	B-106	2
	95	M-10769	38-0329	4	150	B-106	2
16	25	M-10770	38-0329	4	65	B-106	4
	35	M-10771	38-0329	4	65	B-106	4
	50	M-10772	38-0329	4	115	B-106	4
	70	M-4263	38-0329	4	115	B-106	2
	95	M-10773	38-0329	4	150	B-106	2
22 & Larger	25	M-10774	38-4063	4	65	B-106-32	4
	35	M-47	38-4063	4	65	B-106-32	2
	50	M-4113	38-4063	4	115	B-106-32	2
	70	M-3876	38-4063	4	115	B-106-32	2
	95	M-8692	38-4063	4	150	B-106-32	2



BRE-8

TYPE MOLDS

*Horizontal Bus Tap to Vertical Rebar
For Metric Conductors*

MOLDS FOR AWG CONDUCTORS							
Rebar Size (mm)	Bus Bar Size (mm)	Mold #	Packing Mat'l # <small>See Note</small>	Price Key	Weld Metal	Handle Clamps	Lead Time
12	3 X 25	M-3668	38-0329	17	115	B-106	4
16		M-10775	38-0329	17	200	B-106	2
22		M-10776	38-0329	7	250	B-106	4
25		M-3669	38-0329	7	250	B-106	2
32		M-10777	38-0329	7	250	B-106	4

- For sizes not listed, contact thermOweld®.
- For heavy duty connections, contact thermOweld®.
- For expedited service, contact thermOweld®.
- To order weld metal for use with EZ Lite Remote® insert TW before and EZ after weld metal number.
- Required Tools;
 - Handle Clamps w/ Flint Ignitor (see chart for correct handles)
 - 38-0309-00 ~ Flint Ignitor or 38-EZLT-RU EZ Lite Remote®
- Other recommended accessories;
 - 38-3922-00 ~ Mold Cleaning Brush
 - 38-0135-00 ~ Cable Cleaning Brush
 - 38-0304-00 ~ File



REBAR PACKING

A packing material is necessary when making thermOweld® connections to Rebar. Be sure to specify Packing Material No. when ordering Mold and Weld Metal. Packing Material is either copper shim stock or ceramic fiber pad and can be used for **one** connection only.

- Part #38-0329-00 Copper Shim
- Part #38-4061-00 3" x 3" x 1/4"
- Part #38-4062-00 3" x 3" x 1/4"
- Part #38-4063-00 3" x 2 1/2" x 1/4"

